

2021 CHOOSEwell ENROLLMENT GUIDE

Open Enrollment is October 1 – 31, 2020



Open Enrollment 2021



Why Should You CHOOSEwell?

Your benefit choices are important in supporting the health and wellbeing of you and your dependents. Benefit elections will be in effect for all of 2021 — so choose wisely, and CHOOSEwell!

Top five things you should know about Open Enrollment:

- 1** Open Enrollment is your **only opportunity to make coverage elections** for yourself and your dependents for 2021 (unless you experience a qualifying life event change or are a newly hired employee).
- 2** Generally, **your previous year's benefit elections will automatically roll over to the following year**, unless you make a change during Open Enrollment.
- 3** Enrollment in the Dependent Care Reimbursement Account (DCRA) and/or the Healthcare Flexible Spending Account (HCFSA) **does not automatically roll over** – if you wish to participate in one of these accounts, you will need to elect to do so during Open Enrollment.
- 4** Read the **“COVID-19 Resources and Information”** in each of the benefit sections throughout this guide to find up-to-date information on the additional resources providers are offering during COVID-19.
- 5** Find provider websites and phone numbers in the **“Learn more”** box in each of the benefit sections.

Important Dates

Open Enrollment:

October 1 – 31, 2020

Last Date to Make Changes:

October 31, 2020

Documentation Deadline:

December 10, 2020

Benefit Changes Take Effect:

January 1, 2021

Your Enrollment Resources



To learn more about your benefit options:

- Visit keepingLAWell.com to access plan information and documents.
- Call/email a medical plan member advocate for one-on-one help with questions:

Kaiser

Phone: **323-219-6704**

Email: LACity.Advocate@kp.org

Anthem

Phone: **213-200-2987**

Email: Lorena.Gomez@anthem.com

To enroll, make changes, and confirm eligibility for your benefits:

- Log in to your **Benefits Central Portal** account at keepingLAWell.com, or
- Contact the **LAWell Benefits Service Center**:

Website: keepingLAWell.com

Email: per.empbenefits@lacity.org

Phone: **833-4LA-WELL (833-452-9355)**

Monday – Friday, 8:00 a.m. to 5:00 p.m.

(For TDD or TTY service, call **800-735-2922**.)

Extended phone hours are provided on Friday, October 30, and Saturday, October 31, from 8:00 a.m. to 7:00 p.m.

Your Detailed Enrollment Checklist






- Review your **Personalized Benefit Statement**.
- Review your options in this **CHOOSEwell Enrollment Guide** or at keepingLAWell.com.
- Make your **2021 enrollment elections!**
- Review your **dependent information and eligibility rules** (on page 59) to verify current dependents, add new dependents, or remove ineligible dependents.
- Document your dependents by December 10, 2020.** Note that adding a dependent does not entitle that individual to coverage unless the City receives the appropriate documentation of eligibility.
- Provide **Social Security numbers or Taxpayer Identification Numbers for your dependents** in the Benefits Central Portal or by calling **833-4LA-WELL** (this is for federal tax reporting purposes).
- Review the eligibility section and other pertinent sections of this CHOOSEwell Enrollment Guide to **understand plan rules and successfully manage your benefits** over time.
- Review your **confirmation statement** when you receive it.

Table of Contents

	Benefit Overview	6		Life Insurance	40
	What's New for 2021	6		Requirements to Enroll in Life Insurance Coverage	40
	Benefit Options and Costs	7		Employee Life Insurance	41
	Online Open Enrollment	8		Dependent Life Insurance	43
	Online Account Registration	8		Continuing Coverage After Your City Employment Ends	45
	Easy-to-Use Navigation	9		Accidental Death & Dismemberment (AD&D) Insurance	46
	Make Enrollment Elections Online	10		Requirements to Enroll in AD&D Coverage	46
	Medical Coverage or Cash-in-Lieu	12		Claiming AD&D Benefits	46
	Your Medical Plan Choices	12		AD&D Family Coverage	47
	Medical Plan Coverage Comparisons	14		AD&D Coverage Costs	47
	Medical Plan Costs	20		Continuing Coverage After Your City Employment Ends	47
	2021 LAwell Plan Premiums	22		Disability Coverage	48
	Care While Traveling	25		Basic and Supplemental Disability Coverage Overview	48
	Care for Dependents Who Do Not Live with You	25		Definition of Disability	49
	Health and Wellbeing	26		How Benefits Are Calculated	49
	Cash-in-Lieu Option	27		Requirements to Enroll in Disability Coverage	49
	Dental Coverage	28		Filing a Disability Claim	50
	Your Dental Plan Choices	28		Taxes and Your Disability Benefits	50
	Dental Plan Coverage Comparisons	29		Benefit Exclusions	50
	Dental Plan Costs	31		Other Benefits to Consider	50
	The Delta Dental Network	32		Health and Dependent Care Spending Accounts	52
	Vision Coverage	34		Tax-Advantaged Spending Accounts	52
	Vision Coverage Levels	34		Requirements to Enroll	52
	Vision Plan Costs	34		Eligible Health Plan Tax Dependents	52
	The EyeMed Network	34		Estimate Expenses Carefully	52
	Annual Benefit Details	35			
	How EyeMed Benefits Work with Medical Plan Vision Benefits	37			
	Support Plus	38			
	Employee and Family Assistance Program	38			

Filing Claims	53
About the Healthcare Flexible Spending Account (HCFSA)	53
About the Dependent Care Reimbursement Account (DCRA)	54
Important Deadlines and Restrictions	55
Terms and Conditions	55
 City Subsidy	56
Eligibility for the City Subsidy	56
Eligibility for LAwell Benefits	58
Eligibility for Full-Time Employees	58
Eligibility for Half-Time Employees	58
Eligibility for Dependents	59
Losing LAwell Eligibility and Continuing LAwell Benefits	62
 Direct Bill	62
COBRA	63
Portability and Conversion	63
Benefits Not Eligible to Continue	63
Termination, Transfer to DWP, or Retirement	64
Leaves of Absence	64
Life Events	66
 Life Event Requirements	66
Reporting a Life Event	67
Special Midyear Changes Due to COVID-19	67
Dependent Coverage Rules for Special Situations	68
 Disabled Child Over Age 26	69
Two LAwell-Eligible City Employees Are Married or Are Domestic Partners	69
Two LAwell-Eligible City Employees Have Dependent Children Together	69
Children Who Are City Employees	69
 Domestic Partnership	70
State Taxes vs. Federal Taxes	71



Important Legal Notices	72
Binding Arbitration	72
Women's Health and Cancer Rights Act	72
About Hospital Stays for Mothers and Newborns	72
Privacy and Your Health Coverage	73
Personal Physician Designations and OB/GYN Visits in the Anthem Blue Cross HMOs	73
Designation of a Primary Care Provider (PCP) and Direct Access to OB/GYN Providers	73
Health Insurance Marketplace	76
Important Information About Your COBRA Continuation Coverage Rights	78
Availability of Summary of Benefits and Coverage (SBC)	80
Important Reminder to Provide the Plan with the Taxpayer Identification Number (TIN) or Social Security Number (SSN) of Each Enrollee in a Health Plan	80
Notice Regarding the Wellness Program	81
Important Notice from the City of Los Angeles for LAwell-Eligible Employees and Dependents About Prescription Drug Coverage for People Who Are Already Medicare-Eligible or May Become Medicare-Eligible During 2021	82
Terms and Conditions	84
 Index	85
 Other City Benefits	89
Deferred Compensation Plan	89
COMMUTEwell	90
LIVEwell	92
Long-Term Care Insurance	94
 Important Websites and Phone Numbers	96



Benefit Overview



What's New for 2021



New medical premium and subsidy rates.

All medical plans will experience a rate increase that goes into effect on January 1, 2021. The City-paid subsidy will also increase.



Contribution limit increases for the tax-advantaged spending accounts:

- **Healthcare Flexible Spending Account** — increasing to \$2,750
- **Dependent Care Reimbursement Account** — increasing to \$5,000



Maximum benefit increase for basic disability coverage.

The basic disability benefit maximum will increase to \$3,460 per month.











Expansion of eligibility for Cash-in-Lieu.

Employees may now qualify for Cash-in-Lieu when they are covered through Medi-Cal and Medicaid, or when they are covered as a dependent under employer-sponsored coverage from a parent.

Benefit Options and Costs

Your personal cost options are detailed in your Personalized Benefit Statement. They are also available by logging in to the Benefits Central Portal at keepingLAWell.com. The following table provides a general overview of your benefit options and costs.

	Your Benefit Options	Provider	Your Cost*	See Pages
Medical 	HMO health plans PPO health plan	Anthem and Kaiser	Cost varies based on coverage level elected and your MOU	12
	Cash-in-Lieu	City	None. Pays you up to \$100** each month.	27
Dental 	PPO dental plan DHMO dental plan	Delta Dental	Cost varies based on coverage level elected	28
	Preventive Only plan		None. Pays you up to \$5** each month.	28
Vision 	In-Network	EyeMed	Included at no cost	34
	Out-of-Network reimbursements			
Support Plus 	Employee and Family Assistance counseling services	Optum	Included at no cost	38
Insurance   	Disability – Basic Coverage (up to 50% of earnings for a maximum of 2 years)	Standard Insurance Company	Included at no cost	40 – 51
	Life – Basic Coverage (\$10,000 for full-time, \$5,000 for half-time)		Included at no cost	
	Disability – Supplemental Coverage (up to 66-2/3% of earnings until retirement age)		Cost varies based on coverage level elected and is calculated by age and income. See your Personalized Benefit Statement or log in to your account at keepingLAWell.com for your specific cost details.	
	Life – Supplemental Coverage (up to 5x your annual salary)			
	Life – Spouse/Domestic Partner Coverage (up to \$100,000)			
	Life – Child Coverage (\$5,000 per child)			
	Accidental Death & Dismemberment (AD&D) (up to \$500,000)			
Tax-Advantaged Spending Accounts 	Healthcare Flexible Spending Account	WageWorks	You elect voluntary contributions up to maximum limit	53
	Dependent Care Reimbursement Account			54
	Transit and Parking Accounts			90

* Your personal cost options are detailed in your Personalized Benefit Statement. They are also available by logging in to your account at keepingLAWell.com.

** Amounts represent full-time employment status. For half-time employees, the benefit is reduced 50%.



Online Open Enrollment



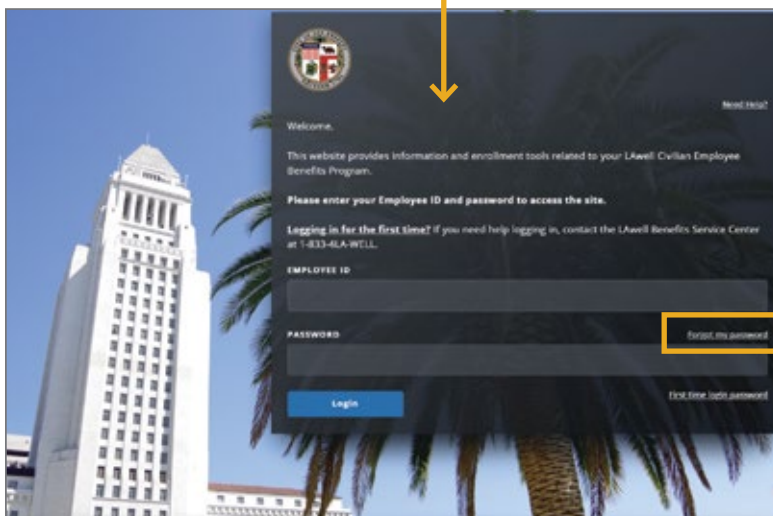
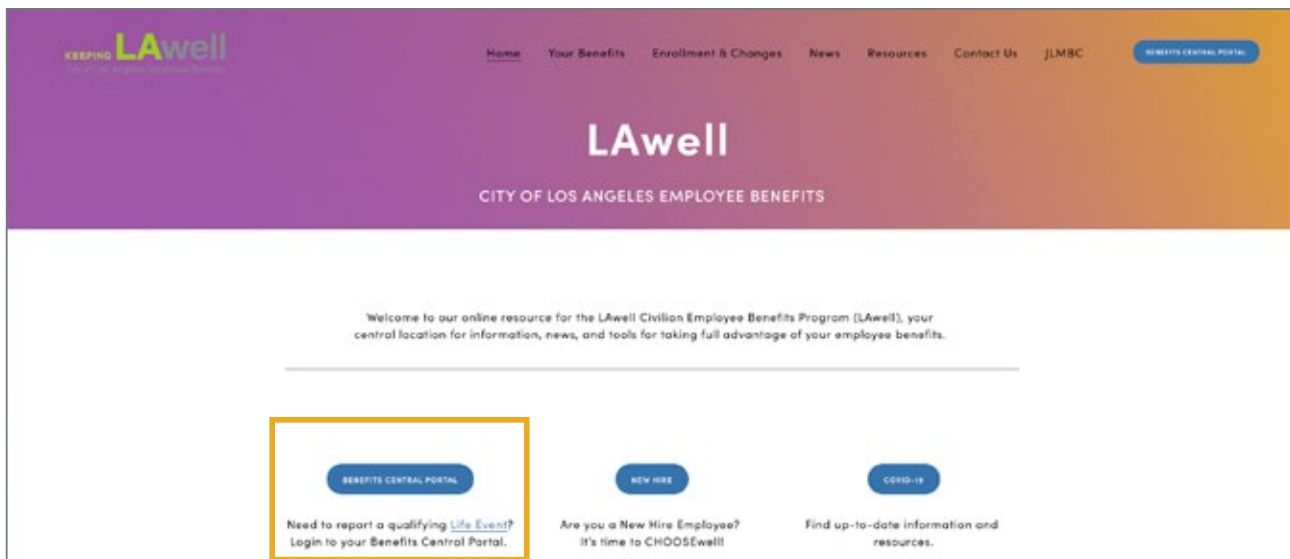
The **LWell** benefits program offers online and customer support services to make it easier to manage your benefits. The **Benefits Central Portal** allows you easy access to your personal benefits information and to perform transactions. This section provides instructions on accessing and using the Benefits Central Portal.

Online Account Registration

If you're a first-time user, register your online account by visiting keepingLAWell.com and clicking on the link or button to access the Benefits Central Portal.

Your user name is your Employee ID number. When you first use the system, **your temporary password will be your birthdate and the last four digits of your Social Security number.** If you need help logging in, review the help link information on the login page, or call **833-4LA-WELL** for assistance.

You'll be asked to establish a new password and set security questions to complete your registration. That's it! You'll then have access to all of your current benefits information.

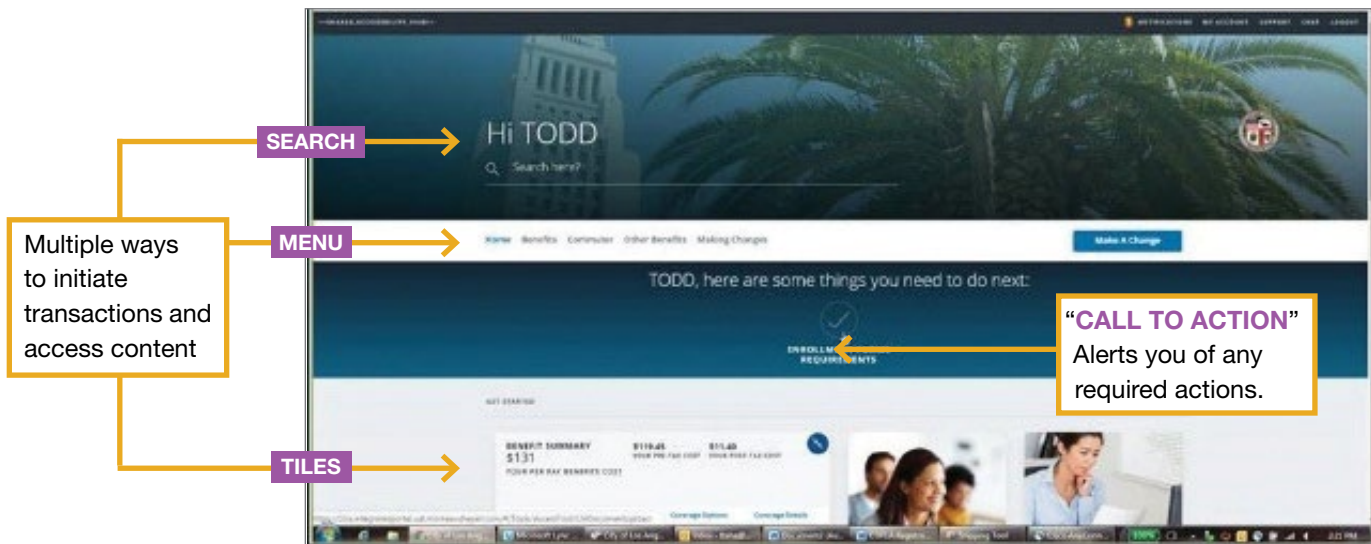


Forgot your password?

If you have forgotten your password, click the "Forgot my password" link to reset your password by email or by answering your personal security questions. You may also call the **LWell** Benefits Service Center at **833-4LA-WELL (833-452-9355)**, Monday through Friday, 8:00 a.m. to 5:00 p.m.

Easy-to-Use Navigation

Access the Benefits Central Portal from both your computer and mobile device. The tile-based website is optimized to change its display based on your device. An intuitive design also allows users to access content and start transactions in multiple ways. And a “Call to Action” notification system keeps you informed of any outstanding or required actions.



Making Your 2021 Choices Online

The Benefits Central Portal makes it easy to complete your 2021 enrollment online. Use this guide, along with your Personalized Benefit Statement, to learn about rules and restrictions and to compare your 2021 options with your current 2020 coverage.

To review your current 2020 coverage, access your Personalized Benefit Statement through the My Forms and Documents tile or by selecting the “View Benefits Selection” link from your Benefit Summary. Both of these options are located on the home page of your Benefits Central Portal.

To enroll for 2021, follow the instructions on the next two pages to make your Open Enrollment elections online.



Make Enrollment Elections Online



The Benefits Central Portal enrollment tool is a multiple step, online process that allows you to restart or modify your 2021 choices at any time during the Open Enrollment period (October 1 – 31). Follow these instructions to complete your 2021 enrollment online.


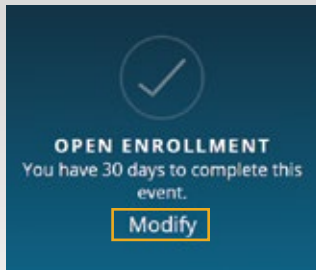
Start Your Open Enrollment Event

LAWell members are automatically (passively) enrolled in benefits for the next year. If you want to keep the same elections, you do not need to enroll; your current elections will automatically continue at the new 2021 per pay period costs.

Select the **Call to Action** banner

OR

Access through the **Open Enrollment** tile



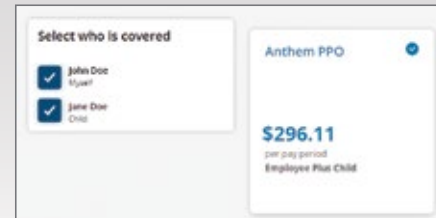
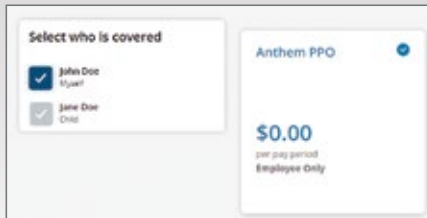
To change your elections for 2021, **Modify** your Open Enrollment event.

Note: The Healthcare FSA and Dependent Care Reimbursement Account do not automatically continue. They require an annual election. They require an annual election.

Add Your LAWell Eligible Dependents

Navigate through the Family, Health Plans, Insurance Benefits, Spending Accounts, and Beneficiaries tabs to select or change your **LAWell** coverage elections and to add and remove dependents from coverage.

Add and remove eligible dependents


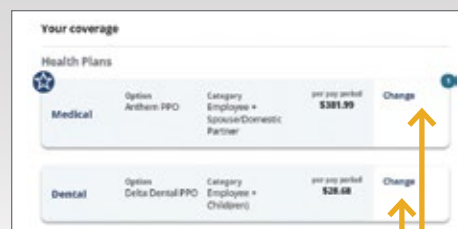
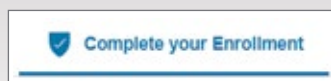


Click **Recalculate** to see how changes to covered dependents impact your per pay period costs.

Complete Your Enrollment

Review your full list of benefit elections on the **Complete your Enrollment** tab and ensure your elections are accurate. Benefits marked with a star (★) on the left side identify items you have changed for 2021. You can make further changes to any benefit by clicking the **Change** link on each the right of associated benefit.

Review your elections and make changes if needed



Click **Change** if you want to make changes.

When you are satisfied with your elections, review and accept the Terms and Conditions, then click **Complete Enrollment** to finish your enrollment and receive confirmation.

Agree to Terms and Conditions; Complete

[Read less](#)

I agree to the Terms and Conditions

[Go back and make changes](#)

Complete Enrollment

Check box to agree to Terms and Conditions, then click **Complete**.

Receive your enrollment confirmation

Enrollment Confirmed

Event type: **Open Enrollment** | January 1, 2021


[Download my Enrollment Summary](#)

To do

Here is the list of documents you are required to provide to finalize the enrollment. A confirmation statement will be produced, providing you a deadline for submitting required documents. Don't wait. Upload your documents now.

📄 [Birth Certificate - Required Document \(Jane Doe\)](#)


Submit by: December 10, 2020



Submit Documentation

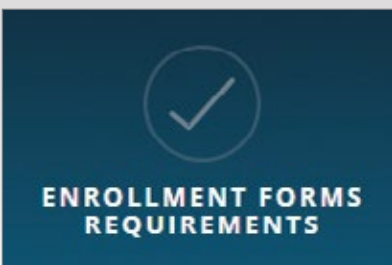
Some election actions, such as adding dependents to coverage, require your submission of supporting documentation. Upload your supporting documents directly to your account from the **To do** section of your Enrollment Confirmation (shown above). You may also use the **Upload my documents** tile, or select the **Enrollment Forms Requirements** Call to Action that should appear after you successfully complete an applicable enrollment event. You can also monitor the status of your uploaded documents.

Select the **Upload my documents** tile



OR

Select the **Enrollment Forms Requirements** Call To Action



Medical Coverage or Cash-in-Lieu

You must choose one of the five **LAWell** medical plan options or choose the Cash-in-Lieu option. Enroll or change **LAWell** coverage by logging in to the Benefits Central Portal at keepingLAWell.com or by calling **833-4LA-WELL**.

Your Medical Plan Choices

Medical Plans

1. Kaiser Permanente (HMO)
2. Anthem Narrow Network (Select) HMO
3. Anthem Full Network (CACare) HMO
4. Anthem Vivity (LA & Orange Counties) HMO
5. Anthem Preferred Provider Organization (PPO)

Cash-in-Lieu Option

Cash-in-Lieu: Cash benefit paid to employees who prove medical coverage through a qualifying alternative option in-lieu of enrollment in one of **LAWell's** medical plans.



Learn more

Find more information on each of the plans:

- **Kaiser Permanente HMO:** Visit my.kp.org/ca/cityofla or call **800-464-4000**
- **Anthem Narrow Network (Select) HMO and Full Network (CACare) HMO:** Visit anthem.com/ca/cityofla or call **844-348-6111**
- **Anthem Vivity:** Visit anthem.com/ca/cityofla or call **844-348-6110**
- **Anthem PPO:** Visit anthem.com/ca/cityofla or call **833-597-2362**
- **Cash-in-Lieu:** Visit keepingLAWell.com or call **833-4LA-WELL**
- **All plans:** Visit keepingLAWell.com for information and plan documents like Summaries of Benefits and Coverage (SBCs) and Evidence of Coverage (EOCs), or call **833-4LA-WELL**.

Understanding HMOs and PPOs



Insurance is a product that helps to cover your health expenses. Like auto insurance covers your car if you get into an accident, health insurance covers you if you get sick or injured. It also covers preventive care like doctor’s visits, yearly eye exams, regular dental care, and annual screenings. Simply put, health insurance can help you maintain a healthy lifestyle, and protect you when you really need it. But remember, even if you don’t use your insurance benefits, you still have to pay your monthly premiums — just like you do to keep your auto insurance current throughout the year.

HMOs

Health Maintenance Organizations (HMOs) provide health care through a network of doctors, hospitals, and other health care providers. With an HMO plan, you must access covered services through a network of physicians and facilities as directed by your primary care physician (PCP), except for emergencies.

LAWell provides coverage where most City employees live.

Health coverage with an HMO plan is typically restricted to a specific distance from a home or work address. As City employees, your health coverage options discussed in this guide are available to City of Los Angeles work addresses. If you select HMO coverage and you reside outside of the Los Angeles City limits, be sure that you and your dependents are able to receive PCP services in or near your area of residence or that you are capable and willing to travel into the Los Angeles area every time you seek care. To review PCP availability in other areas, review the “Finding Network Providers” section of the provider you are interested in.

PPOs

Preferred Provider Organizations (PPOs) are nationwide networks of doctors, hospitals, and other health care providers that have agreed to offer quality medical care and services at discounted rates. You can use in-network providers for a higher level of reimbursed benefit coverage, or go to a licensed out-of-network provider and receive a lower level of reimbursed benefit coverage.

The following table provides highlights of key differences between the medical plans offered by the City:

	Kaiser Permanente HMO	Anthem Plans		
		Narrow Network (Select HMO) Full Network (CACare HMO)	Vivity (LA & Orange Counties HMO)	PPO
In-Network Care	You may visit any Kaiser Permanente facility; a primary care physician is recommended but not required.	You designate a primary care physician; you must see this physician first when you need specialty care.		You may visit a network provider of your choice; no primary care physician or specialist referrals required.
Out-Of-Network Care	Not covered unless you need care for a serious medical emergency outside of your HMO’s network service area.		You may visit any licensed provider you choose, and no primary care physician or specialist referrals are required. However, you will receive a lower level of benefits for out-of-network care.	



Medical Plan Coverage Comparisons

The tables on the following pages display only a few highlights of your benefit options. For more information about your coverage, or to get a copy of the complete terms of coverage, visit keepingLAwell.com, anthem.com/ca/cityofla or kp.org/plandocuments.

Benefit Highlights

	Kaiser Permanente HMO	Anthem Narrow Network (Select HMO) Anthem Full Network (CACare HMO)	Anthem Vivity (LA & Orange Counties HMO)
Calendar Year Deductible	\$0	\$0	
Calendar Year Out-of-Pocket Limit	\$1,500/person; \$3,000/family	\$500/person; \$1,500/family	
Routine Office Visits (including pediatric visits)	Plan pays 100% after \$15 copay/visit ²	Plan pays 100% after \$15 copay/visit ²	
Online Doctor Visits	Plan pays 100% after \$15 copay/visit ²	Plan pays 100% after \$15 copay/visit ²	
Preventive Care¹	Plan pays 100%	Plan pays 100%	
Maternity Care (Office Visits) & Pregnancy	Plan pays 100%	Plan pays 100%	
Inpatient Hospitalization	Plan pays 100%	Plan pays 100%	
Outpatient Surgery	Plan pays 100% after \$15 copay/procedure	Plan pays 100%	
Diagnostic Lab Work and X-rays	Plan pays 100% at a Kaiser facility	Plan pays 100%	
Emergency Room Care for True Emergencies (severe chest pains, breathing difficulties, severe bleeding, poisoning, etc.)	Plan pays 100% after \$100 copay/visit; copay waived if admitted	Plan pays 100% after \$100 copay/visit; copay waived if admitted	
Hearing Aid Benefit	Plan pays up to \$2,000 for one device per ear every 36 months; covers all visits for fitting, counseling, adjustment, cleaning, and inspection	Plan pays for one hearing aid per ear every 24 months after \$15 copay/visit	

1 Preventive care coverage includes preventive services rated A or B by the U.S. Preventive Services Task Force and federal regulations. Go to the website for your health plan or call your health plan if you have questions about coverage.

2 Copay varies by office visit type. See the Evidence of Coverage for more details.

Preventive Care

Your LAwell medical benefits offer no-cost or low-cost preventive care services. For more information on accessing preventive care services, visit keepingLAwell.com or call your health care provider.





Anthem PPO		
	In-Network	Out-of-Network
Calendar Year Deductible	\$750/person; \$1,500/family	\$1,250/person; \$2,500/family
Calendar Year Out-of-Pocket Limit	\$2,000/person; \$4,000/family, in-network and out-of-network combined	
Routine Office Visits (including pediatric visits)	Plan pays 100% after \$30 copay/visit with no deductible; 90% after deductible for any procedures as part of visit Plan pays 100% for Well-Baby & Well-Child Care	Plan pays 70% of allowed charges ² after deductible
Online Doctor Visits	Plan pays 100% after \$30 copay	N/A
Preventive Care¹	Plan pays 100%, no deductible	Plan pays 70% of allowed charges ² after deductible
Maternity Care (Office Visits) & Pregnancy	Prenatal and postnatal office visits for ACA mandated services: Plan pays 100%; no copay, no deductible Other prenatal/postnatal office visits: Plan pays 100% after \$30 copay/visit with no deductible. Other services: Plan pays 90% after deductible	Plan pays 70% of allowed charges ² after deductible
Inpatient Hospitalization	Plan pays 90% after deductible; prior authorization needed ³	Plan pays 70% of allowed charges ² after deductible, up to \$1,500 per day maximum allowed charges. You are responsible for all charges in excess of \$1,500 per day. Prior authorization is needed. ³
Outpatient Surgery	Plan pays 90% after deductible	Plan pays 70% of allowed charges ² after deductible, up to \$350 per day maximum allowed charges. You are responsible for all charges in excess of \$350 per day.
Diagnostic Lab Work and X-rays	Plan pays 90% after deductible	Plan pays 70% of allowed charges ² after deductible
Emergency Room Care for True Emergencies (severe chest pains, breathing difficulties, severe bleeding, poisoning, etc.)	Plan pays 90% after \$100 copay/visit; copay waived if admitted and regular hospitalization benefits apply	Plan pays 90% after \$100 copay/visit; copay waived if admitted and regular hospitalization benefits apply
Hearing Aid Benefit	Plan pays 80% after deductible for one hearing aid per ear every 24 months	Plan pays 80% of allowed charges ² after deductible for one hearing aid per ear every 24 months

Medical Coverage or Cash-in-Lieu

1 Preventive care coverage includes preventive services rated A or B by the U.S. Preventive Services Task Force and federal regulations. Go to the website for your health plan or call your health plan if you have questions about coverage.
 2 When members use non-preferred providers, they must pay the applicable copay and coinsurance plus any amount that exceeds Anthem Blue Cross's allowable amount. Charges above the allowable amount do not count toward the calendar year deductible or out-of-pocket limit.
 3 You or your doctor must contact Anthem for preauthorization and approval at a non-participating provider before a hospital stay or you will be responsible for a penalty of \$250.

Accessing Care

	Kaiser Permanente HMO	Anthem Narrow Network (Select HMO) Anthem Full Network (CACare HMO)	Anthem Vivity (Los Angeles & Orange Counties HMO)
Choice of Physicians and Facilities	Access covered services through the Kaiser network of physicians and facilities, except for emergencies	Access covered services through the Anthem Blue Cross network of physicians and facilities as directed by your PCP, except for emergencies ¹	
Location of Doctors and Providers	Regionally located in nine states	Select HMO: Throughout California CACare HMO: Throughout California	Throughout select locations in Los Angeles and Orange Counties
Primary Care Physician (PCP) Designation	Members will not automatically be assigned a PCP, but may choose and switch PCPs at any time. Members can receive urgent or emergency care services without selecting a PCP.	A PCP designation is required to see a doctor. Members and their dependents may choose their own PCP or medical group, and they do not have to enroll with the same PCP or medical group. New members will automatically be assigned a PCP, but may change their PCP assignment by calling the Anthem Blue Cross Customer Service numbers below. Anthem members are typically allowed to change their PCP designation no more than once a month.	
Changing or Finding a PCP or Network Provider	<ul style="list-style-type: none"> Go to my.kp.org/ca/cityofla, choose “Find a Doctor,” then choose “Southern California” Call 800-464-4000 – Open 24 hours a day, 7 days a week Contact an onsite member advocate 	<ul style="list-style-type: none"> Go to anthem.com/ca/cityofla, choose “Find Care,” then identify your plan Call Anthem (Narrow or Full) at 844-348-6111, Monday through Friday, 8:00 a.m. to 8:00 p.m. Contact an onsite member advocate 	<ul style="list-style-type: none"> Go to anthem.com/ca/cityofla, choose “Find Care,” then identify your plan Call Anthem Vivity at 844-348-6110, Monday through Friday, 8:00 a.m. to 8:00 p.m. Contact an onsite member advocate
Onsite Member Advocates	A Kaiser member advocate is available ² at: Los Angeles City Hall 200 N. Spring Street, Room 867 Los Angeles, CA 90012 8:00 a.m. – 4:00 p.m., Tuesday – Thursday Phone: 323-219-6704 Email: LACity.Advocate@kp.org	An Anthem member advocate is available ² at: Los Angeles City Hall 200 N. Spring Street, Room 867 Los Angeles, CA 90012 8:00 a.m. – 4:00 p.m., Monday – Friday Phone: 213-200-2987 Email: Lorena.Gomez@anthem.com	
Telemedicine	Kaiser provides phone and video appointments at no additional cost to you. An e-visit from the comfort of your home will allow you to get quick guidance from a Kaiser Permanente provider, including some prescriptions and 24/7 self-care advice. For more convenient ways to get care, visit kp.org/getcare .	Anthem offers LiveHealth Online video visits and the Sydney mobile app. <ul style="list-style-type: none"> LiveHealth Online lets you visit a doctor, 24/7, through a smartphone, tablet, or computer with a webcam; no appointment is needed. Anthem’s Sydney health app connects you to everything you need to know about your medical plan — all in one place. To get started, download the app for free via the iPhone App Store or Google Play Store. 	
Acupuncture & Chiropractic Care (for assistance in finding a provider, use the Changing or Finding a PCP or Network Provider information above)	Physician-referred acupuncture is covered at a \$15 copay per visit. Chiropractic care is not covered, but member discounts on these services are available. For more information, go to kp.org/choosehealthy , call 877-335-2746 , or visit an onsite member advocate at City Hall.	Anthem plans include coverage for chiropractic care and acupuncture, with some limitations on the number of visits covered each year. You can visit any participating chiropractor from the network without a referral from your primary care physician. Simply call a participating provider to schedule an initial exam.	
LGBTQIA Health Care Providers (for assistance in finding an LGBTQIA provider, use the Changing or Finding a PCP or Network Provider information above)	Kaiser can offer care that is personalized and most relevant to your sexual orientation, gender identity, or gender expression. You and your provider can decide what information to add to your medical record that will best meet your care needs. For information about transgender or nonbinary health care, call the Transgender Care line at 323-857-3818 , 7:30 a.m. to 5:00 p.m.	Anthem can offer care that is personalized and most relevant to your sexual orientation, gender identity, or gender expression. You and your provider can decide what information to add to your medical record that will best meet your care needs.	

¹ To find a provider or verify physicians, contact Anthem PPO at **833-597-2362**, Anthem HMO (Narrow, Full) at **844-348-6111**, or Anthem Vivity at **844-348-6110**.

² In-person availability may vary due to periods of COVID-19 closures.



	Anthem PPO In-Network	Anthem PPO Out-of-Network
Choice of Physicians and Facilities	Access covered services through Prudent Buyer PPO preferred providers	Access covered services through any provider
Location of Doctors and Providers	Available nationally	
Physicians	Members in the Anthem PPO Plan may visit any licensed provider, in or out of network; primary care physician or specialist referrals are not required. However, you will receive a lower level of benefits for out-of-network care.	
Changing or Finding Providers	<ul style="list-style-type: none"> Go to anthem.com/ca/cityofla, choose “Find Care,” then identify your plan Call Anthem PPO at 833-597-2362, Monday through Friday, 8:00 a.m. to 8:00 p.m. Visit an onsite member advocate 	
Onsite Member Advocates	An Anthem member advocate is available ¹ at: Los Angeles City Hall 200 N. Spring Street, Room 867 Los Angeles, CA 90012 8:00 a.m. – 4:00 p.m., Monday – Friday Phone: 213-200-2987 Email: Lorena.Gomez@anthem.com	
Telemedicine	Anthem offers LiveHealth Online video visits and the Sydney mobile app. <ul style="list-style-type: none"> LiveHealth Online lets you visit a doctor, 24/7, through a smartphone, tablet, or computer with a webcam; no appointment is needed. Anthem’s Sydney health app connects you to everything you need to know about your medical plan — all in one place. To get started, download the app for free via the iPhone App Store or Google Play Store. 	
Acupuncture & Chiropractic Care (for assistance in finding a provider, use the Changing or Finding Providers information above)	Anthem plans include coverage for chiropractic care and acupuncture, with some limitations on the number of visits covered each year. You can visit any participating chiropractor from the network without a referral from your primary care physician. Simply call a participating provider to schedule an initial exam.	
LGBTQIA Health Care Providers (for assistance in finding an LGBTQIA provider, use the Changing or Finding a Providers information above)	Anthem can offer care that is personalized and most relevant to your sexual orientation, gender identity, or gender expression. You and your provider can decide what information to add to your medical record that will best meet your care needs.	

¹ In-person availability may vary due to periods of COVID-19 closures.

Mental Health and Substance Abuse Treatment Highlights

The mental health inpatient and outpatient benefits shown here are general benefit provisions. For more information about your coverage, or to get a copy of the complete terms of coverage, visit kp.org/plandocuments or anthem.com/ca/cityofla.

	Kaiser Permanente HMO	Anthem Plans			
		Narrow Network (Select HMO) Full Network (CACare HMO)	Vivity (Los Angeles & Orange Counties HMO)	PPO In-Network	PPO Out-of-Network
Inpatient¹	Plan pays 100%	Plan pays 100%		Plan pays 90% after deductible; prior authorization needed. ³	Plan pays 70% of allowed charges ² after deductible; prior authorization needed. ³
Outpatient¹	Plan pays 100% after \$15 copay/visit for individual visit, \$5 – \$7 copay/visit for group session ²	Plan pays 100% for facility-based care; 100% after \$15 copay/visit for physician visits ²		Plan pays 90% after deductible for facility-based care; 100% after \$30 copay/visit for physician office visit.	Plan pays 70% of allowed charges ⁴ after deductible. Plan pays 70% of allowed charges for physician office visit.

1 The mental health inpatient and outpatient benefits shown here are general benefit provisions. Consult with your plan for specific information regarding benefits available.

2 Copay varies by office visit type. See the Evidence of Coverage for more details.

3 You or your doctor must contact Anthem for preauthorization and approval at a non-participating provider before a hospital stay, or you will be responsible for a penalty of \$250.

4 When members use non-preferred providers, they must pay the applicable copay and coinsurance plus any amount that exceeds Anthem Blue Cross's allowable amount. Charges above the allowable amount do not count toward the calendar year deductible or out-of-pocket limit.



Prescription Drug Coverage Highlights

	Kaiser Permanente HMO	Anthem Plans		
		Narrow Network (Select HMO) Full Network (CACare HMO)	Vivity (Los Angeles & Orange Counties HMO)	PPO In-Network/ Out-of-Network
Prescription Drug Coverage	You must fill prescriptions at a Kaiser pharmacy. Simply show your member ID card and pay a copay when you go to a participating Kaiser pharmacy. You do not have to submit claim forms. Prescriptions from non-participating pharmacies are not covered unless they are associated with covered emergency services.	<p>You must fill prescriptions at any retail pharmacy that participates in the Anthem pharmacy network. Prescriptions from non-participating pharmacies are also covered, but your cost share may be significantly higher. To have a prescription filled, simply show your member ID card and pay a copay when you go to a participating Anthem pharmacy. You do not have to submit claim forms.</p> <p>If an Anthem member requests a brand-name drug and a generic equivalent is available, the member is responsible for paying the generic drug copay plus the difference in cost between the brand-name drug and its generic drug equivalent. Some examples of expenses the prescription drug program does not cover include:</p> <ul style="list-style-type: none"> • Most over-the-counter drugs (except insulin), even if prescribed by your doctor • Vitamins, except those requiring a prescription, like prenatal vitamins • Any drug available through prescription but not medically necessary for treating an illness or injury • Non-FDA-approved drugs, or drugs determined to be used for experimental or investigative indications 		
Finding a Pharmacy	To find a Kaiser pharmacy, go to kp.org .	To find a participating pharmacy, go to anthem.com/ca/cityofla .		
Finding the Drug Formulary	To find the Kaiser drug formulary, go to kp.org/formulary .	To find the Anthem drug formulary, go to anthem.com/ca/cityofla . Select “Drug Lists (Formularies)” at the bottom of the page, then select “Anthem National Drug List.”		
Pharmacy				
Generic Copay¹	\$10 for up to 30-day supply	\$10 for up to 30-day supply		
Brand-name Copay¹	\$20 for up to 30-day supply	Formulary Drug: \$20 for up to 30-day supply Non-Formulary Drug: \$40 for up to 30-day supply		
Pharmacy Mail Order (Home Delivery Service)				
Generic Copay¹	\$20 for up to 100-day supply	\$20 for up to 90-day supply		
Brand-name Copay¹	\$40 for up to 100-day supply	Formulary Drug: \$40 for up to 90-day supply Non-Formulary Drug: \$80 for up to 90-day supply		

¹ Your copay for covered drugs will not exceed the lesser of any applicable copay listed above for the listed supply amount or the actual cost of the drug. The cost for variations from the above list may vary. Contact your health plan or visit your health plan member advocate at City Hall if you have questions about prescription drug copays.

Drug Formulary

Your out-of-pocket costs are lower when you use a drug on the formulary. A formulary is a preferred list of commonly prescribed, FDA-approved medications compiled by an independent group of doctors and pharmacists. It includes medications for most medical conditions that are treated on an outpatient basis.



Medical Plan Costs

When choosing a plan, it's a good idea to think about your total health care costs, not just the premium (the monthly amount paid to the insurance company for your coverage). You may also have to pay out-of-pocket costs — deductibles, copays, and coinsurance — when you seek medical care. While health plan options generally cover the same types of care, the differences in what they pay for covered care have a big impact on out-of-pocket costs and your total spending on health care — sometimes more than the premium itself.

Premium Costs

The majority of health insurance premium costs are paid by the City with the subsidy you receive. This demonstrates the City's commitment to employees and their families — adding up to a valuable part of your total compensation. However, the City's subsidy is subject to eligibility and any premium sharing requirements as provided for by your Memorandum of Understanding (MOU).

Subsidy Eligibility



The employee portion of the premiums, if any, is automatically deducted from your paychecks two times per month. **Your eligibility to receive**

the City's subsidy for your benefits is evaluated on a biweekly basis. Each and every pay period, full-time employees must have a minimum of 40 compensated hours (such as HW, SK, VC, HO, etc.), and half-time employees must have a minimum of 20 compensated hours. If you do not have sufficient compensated hours in any given pay period, you will be required to pay the full unsubsidized premium for your benefits to continue, and a bill for these outstanding benefit costs will be sent to you by the Personnel Department, Direct Billing Section. Other situations, including benefit termination, may apply. See page 56 for more information.



The amount of premium you are responsible for depends on four factors:

1. Your employment status (full-time or half-time)
 - For full-time employees, the City's maximum subsidy is an amount equal to the Kaiser Permanente HMO family premium (\$1,649.86 per month).
 - For half-time employees, the City's maximum subsidy is an amount equal to the Kaiser Permanente HMO employee-only rate (\$634.56 per month).
2. The Memorandum of Understanding (MOU) contribution structure that applies to you
 - **LAWell Plan** pays up to the City's maximum subsidy without additional premium cost-sharing. Covered MOUs include 00, 01, 02, 03, 04, 05, 06, 07, 08, 09, 10, 11, 12, 13, 14, 15, 16, 17, 18, 19, 20, 21, 29, 31, 32, 34, 36, 37, 61, 63, and 64.
 - **LAWell Pay Plan** pays up to the City's maximum subsidy with additional premium cost-sharing of 10%. Covered MOUs include 26, 27, 28, 30, 38, 39, and 40.
3. The specific medical plan you choose
4. The coverage level you choose (the number of dependents* you cover, if any)
 - Employee Only (Single Party – Employee)
 - Employee & Spouse/Domestic Partner (DP)* (Two Party – Employee and another adult legal spouse or legal DP)
 - Employee + Child(ren)* (Two+ Party – The Employee and any legal child and/or disabled child dependents in the household)
 - Employee + Family* (Three+ Party – The Employee and all legal dependents)

* Eligibility of dependents is subject to **LAWell** program rules. See page 59 for more information on dependent eligibility. Domestic partnerships are not recognized under federal tax law, and enrollment of domestic partner dependents may result in different taxable income treatment of the employee. See page 71 for more information on domestic partner taxable income treatment.

If you have questions regarding your health plan contributions, please refer to your applicable MOU or Los Angeles Administrative Code Section 4.307 for non-represented employees.

Restrictions apply to family members who are also City employees. You are also not permitted to be dually covered within **LAWell** benefits, meaning any City employee is not permitted to be simultaneously covered as both an employee and a dependent under **LAWell's** medical, vision, dental, life, or AD&D coverages. For additional details, see page 59.



Out-of-Pocket Costs

A **deductible** is the amount you are responsible for paying for eligible health care services before your plan begins to pay benefits.

Coinsurance is your share of the cost of a covered service you receive.

A **copay** is the dollar amount that you or your eligible dependents must pay directly to a provider at the time services are performed.

Your **out-of-pocket limit** is the most you will have to pay for covered medical expenses in a calendar year through deductibles, copays, and coinsurance before your plan begins to pay 100% of eligible medical expenses.



Managing Your Medical Plan Online Account

Kaiser Permanente Online Account

You can go online to view most lab results, refill most prescriptions, email your doctor, schedule and cancel routine appointments, and print vaccination records. Here's how to register online:

1. Go to kp.org/registernow.
2. Select the blue "Create my account" button.
3. Enter your personal information.

Anthem Online Account

You can go online to find doctors and hospitals in your plan, view or update your primary care physician (PCP), review payments and billing, and order and manage prescriptions. Here's how to register online:

1. Go to anthem.com/ca/cityofla.
2. Select the blue profile button on the top right side of the page.
3. Select "Registration" from the drop-down menu.
4. Enter your personal information.



2021 LAwell Plan Premiums

LAwell Plan

Your 2021 Medical Plan Coverage Costs per Pay Period (Every Two Weeks)

Coverage Level	Full-Time Employees (MOUs 00, 01, 02, 03, 04, 05, 06, 07, 08, 09, 10, 11, 12, 13, 14, 15, 16, 17, 18, 19, 20, 21, 29, 31, 32, 34, 36, 37, 61, 63, and 64)		Half-Time Employees (MOUs 00, 01, 02, 03, 04, 05, 06, 07, 08, 09, 10, 11, 12, 13, 14, 15, 16, 17, 18, 19, 20, 21, 29, 31, 32, 34, 36, 37, 61, 63, and 64)		Total Cost of Coverage Biweekly (per Pay Period)
	City Pays...	Employee Pays...	City Pays...	Employee Pays...	
Kaiser HMO					
Employee Only	\$317.28	\$0.00	\$317.28	\$0.00	\$317.28
Employee & Spouse/DP*	\$698.02	\$0.00	\$317.28	\$380.74	\$698.02
Employee + Child(ren)*	\$634.56	\$0.00	\$317.28	\$317.28	\$634.56
Employee + Family*	\$824.93	\$0.00	\$317.28	\$507.65	\$824.93
Anthem Narrow Network (Select) HMO					
Employee Only	\$350.94	\$0.00	\$317.28	\$33.66	\$350.94
Employee & Spouse/DP*	\$772.11	\$0.00	\$317.28	\$454.83	\$772.11
Employee + Child(ren)*	\$666.83	\$0.00	\$317.28	\$349.55	\$666.83
Employee + Family*	\$824.93	\$87.58	\$317.28	\$595.23	\$912.51
Anthem Full Network (CACare) HMO					
Employee Only	\$350.94	\$144.63	\$317.28	\$178.29	\$495.57
Employee + Spouse/DP*	\$772.11	\$318.13	\$317.28	\$772.96	\$1,090.24
Employee + Child(ren)*	\$666.83	\$274.74	\$317.28	\$624.29	\$941.57
Employee + Family*	\$824.93	\$463.56	\$317.28	\$971.21	\$1,288.49
Anthem Vivity (LA & Orange Counties) HMO					
Employee Only	\$294.61	\$0.00	\$294.61	\$0.00	\$294.61
Employee + Spouse/DP*	\$648.15	\$0.00	\$317.28	\$330.87	\$648.15
Employee + Child(ren)*	\$559.76	\$0.00	\$317.28	\$242.48	\$559.76
Employee + Family*	\$765.99	\$0.00	\$317.28	\$448.71	\$765.99
Anthem PPO					
Employee Only	\$564.37	\$0.00	\$317.28	\$247.09	\$564.37
Employee + Spouse/DP*	\$824.93	\$416.69	\$317.28	\$924.34	\$1,241.62
Employee + Child(ren)*	\$824.93	\$247.36	\$317.28	\$755.01	\$1,072.29
Employee + Family*	\$824.93	\$642.43	\$317.28	\$1,150.08	\$1,467.36

* Eligibility of dependents is subject to **LAwell** program rules. See page 59 for more information on dependent eligibility. Domestic partnerships are not recognized under federal tax law, and enrollment of domestic partner dependents may result in different taxable income treatment. See page 71 for more information on domestic partner taxable treatment.

LWell Pay Plan

Your 2021 Medical Plan Coverage Costs per Pay Period (Every Two Weeks)

Coverage Level	Full-Time Employees (MOUs 26, 27, 28, 30, 38, 39, and 40)		Half-Time Employees (MOUs 26, 27, 28, 30, 38, 39, and 40)		Total Cost of Coverage Biweekly (per Pay Period)
	City Pays...	Employee Pays...	City Pays...	Employee Pays...	
Kaiser HMO					
Employee Only	\$285.55	\$31.73	\$285.55	\$31.73	\$317.28
Employee & Spouse/DP*	\$628.22	\$69.80	\$285.55	\$412.47	\$698.02
Employee + Child(ren)*	\$571.11	\$63.45	\$285.55	\$349.01	\$634.56
Employee + Family*	\$742.44	\$82.49	\$285.55	\$539.38	\$824.93
Anthem Narrow Network (Select) HMO					
Employee Only	\$315.85	\$35.09	\$285.55	\$65.39	\$350.94
Employee + Spouse/DP*	\$694.90	\$77.21	\$285.55	\$486.56	\$772.11
Employee + Child(ren)*	\$600.15	\$66.68	\$285.55	\$381.28	\$666.83
Employee + Family*	\$742.44	\$170.07	\$285.55	\$626.96	\$912.51
Anthem Full Network (CACare) HMO					
Employee Only	\$315.85	\$179.72	\$285.55	\$210.02	\$495.57
Employee + Spouse/DP*	\$694.90	\$395.34	\$285.55	\$804.69	\$1,090.24
Employee + Child(ren)*	\$600.15	\$341.42	\$285.55	\$656.02	\$941.57
Employee + Family*	\$742.44	\$546.05	\$285.55	\$1,002.94	\$1,288.49
Anthem Vivity (LA & Orange Counties) HMO					
Employee Only	\$265.15	\$29.46	\$265.15	\$29.46	\$294.61
Employee + Spouse/DP*	\$583.34	\$64.81	\$285.55	\$362.60	\$648.15
Employee + Child(ren)*	\$503.79	\$55.97	\$285.55	\$274.21	\$559.76
Employee + Family*	\$689.39	\$76.60	\$285.55	\$480.44	\$765.99
Anthem PPO					
Employee Only	\$507.94	\$56.43	\$285.55	\$278.82	\$564.37
Employee + Spouse/DP*	\$742.44	\$499.18	\$285.55	\$956.07	\$1,241.62
Employee + Child(ren)*	\$742.44	\$329.85	\$285.55	\$786.74	\$1,072.29
Employee + Family*	\$742.44	\$724.92	\$285.55	\$1,181.81	\$1,467.36

* Eligibility of dependents is subject to **LWell** program rules. See page 59 for more information on dependent eligibility. Domestic partnerships are not recognized under federal tax law, and enrollment of domestic partner dependents may result in different taxable income treatment. See page 71 for more information on domestic partner taxable treatment.



COVID-19 Resources & Information



Testing and Care

Both Kaiser and Anthem cover the care individuals get if they're diagnosed as having COVID-19. They'll also cover medically necessary testing for COVID-19 that is ordered by a licensed provider. Members are not charged any out-of-pocket member expenses for testing.

- **Kaiser members** should call **833-574-2273** if they have COVID-19 symptoms or believe they may have been exposed to the virus; they can also visit kp.org/coronavirus for information and updates.
- **Anthem members** should call their physician if they have COVID-19 symptoms or believe they have been exposed to the virus. They can also visit anthem.com/ca/cityofla for information, updates, and guidance regarding accessing services from their network of providers.

Up-to-Date Information

Both Kaiser and Anthem have provided up-to-date information on COVID-19 resources through their websites, direct member communications, and network physicians. Employees can access updated information on COVID-19 through the following websites:

- **Kaiser:** kp.org/coronavirus
- **Anthem:** anthem.com/coronavirus
- **Keeping LAwell:** keepingLAwell.com/covid-19



Care While Traveling

Type of Care	Kaiser Permanente HMO	Anthem Plans	
		Narrow Network (Select HMO) Full Network (CACare HMO) Vivity (LA & Orange Counties HMO)	PPO
Emergency Care in the U.S.	Covered 24 hours a day, 7 days a week. Call 911 or go immediately to the closest emergency facility for medical attention. Emergency room copay will be waived if you are admitted.		
	Call 800-225-8883 immediately if you are admitted to a non-participating hospital.	Within 48 hours of admission, contact Anthem Blue Cross Customer Service at the number listed on your member ID card.	
Emergency Care Outside the U.S.	Go to the nearest emergency facility and call 800-225-8883 if you receive treatment. Request an itemized bill (in English) and save your receipt to file a claim for reimbursement.	Always go to the closest emergency facility; request an itemized bill (in English) before leaving to file a claim for reimbursement. The BlueCross BlueShield Global Core Service Center is available 24 hours a day, 7 days a week, toll-free, at 800-810-BLUE or by calling collect at 804-673-1177 . An assistant coordinator, along with a medical professional, will arrange doctor or hospitalization needs.	
Urgent Care	In-Area: Go to the nearest Kaiser Permanente urgent care facility. You can also call for an appointment or contact the Nurse Help Line at 888-576-6225 . Out-of-Area: Go to the nearest urgent care facility or MinuteClinic. Kaiser Permanente members can use their Kaiser Permanente ID card at MinuteClinic locations and only pay their normal copay.	In-Area: If you are within 15 miles or 30 minutes from your medical group, call your primary care physician or medical group and follow their instructions. Out-of-Area: If you can't wait to return for an appointment with your primary care physician, get the medical help you need right away. If you are admitted, call Anthem Customer Service within 48 hours at the number listed on your member ID card.	Go to the closest urgent care or emergency facility. Contact Anthem Blue Cross Customer Service at the number listed on your member ID card or look up a provider on the Anthem website, anthem.com/ca/cityofla to locate the nearest in-network facility.
Prescription Coverage	Within the service area, go to any Kaiser pharmacy. Outside the service area, only emergency/urgent prescriptions are covered; ask for an itemized bill (in English) and save your receipt to file a claim for reimbursement.	In the U.S.: Call Anthem Blue Cross Customer Service at the number listed on your member ID card or visit anthem.com/ca/cityofla to find a participating pharmacy that accepts your coverage. Outside the U.S.: Request an itemized bill (in English) and save your receipt to file a claim for reimbursement.	



Medical Coverage or Cash-in-Lieu

Care for Dependents Who Do Not Live with You

Type of Care	Kaiser Permanente HMO	Anthem Plans	
		Narrow Network (Select HMO) Full Network (CACare HMO) Vivity (LA & Orange Counties HMO)	PPO
Routine care for a dependent who does not live with you	Go to any Kaiser facility for covered care. To find a Kaiser facility, visit kp.org or call 800-464-4000 . If no Kaiser facility is available, only emergency care is covered.	In California: Select a primary care physician by calling Anthem Blue Cross Customer Service at the number listed on your member ID card or by visiting anthem.com/ca/cityofla . Outside California: Contact Anthem Blue Cross Customer Service at the number listed on your member ID card to apply for a Guest Membership in a medical group in the city where you are residing.	Contact Anthem Blue Cross Customer Service at the number listed on your member ID card or visit anthem.com/ca/cityofla to locate the nearest network providers for the highest level of benefit coverage.

Health and Wellbeing

To support your current and future health and wellbeing, **LAwell** includes many other benefits. Here are some of the additional — and very important — parts of your benefits package.

	Kaiser Permanente HMO my.kp.org/ca/cityofla	Anthem Plans anthem.com/ca/cityofla
Annual Checkups	Annual physical and other in-network preventive	care is generally covered at 100% in-network.
Nurse Help Line (available 24/7)	888-576-6225	800-977-0027
Weight Management and Nutrition Counseling	<p>Visit kp.org/health-wellness to explore wellness resources, including:</p> <ul style="list-style-type: none"> • Weight loss tools and resources • Healthy Balance Program • Ideas to make exercise enjoyable • Healthy recipes and more 	<ul style="list-style-type: none"> • Diabetes Prevention Program for pre-diabetics. For more information on this free program, call your Anthem plan at the number in the “Learn more” section on page 12. • Online tools and resources to support your diet, fitness, and weight management goals. Log in to your member account at anthem.com/ca/cityofla and select “Health and Wellness Center” to get started. • Discounts on gym memberships through Active&Fit Direct™, and weight loss products and programs, including Jenny Craig, Living Lean, nutrition bars, and drinks. Log in to anthem.com/ca/cityofla and select “Discounts” to learn more.
Smoking/Tobacco Cessation	<p>Access Quit Smoking Services:</p> <ul style="list-style-type: none"> • Contact your doctor • Call Health Coaching by phone at 866-862-4295 • Attend an in-person workshop, “Freedom From Tobacco” — visit kp.org/centerforhealthyliving for more information. 	<p>Quitting smoking is the most important thing that current smokers can do to live a longer, healthier life. Anthem offers these tools and resources to help you beat the addiction:</p> <ul style="list-style-type: none"> • Online smoking/tobacco cessation support. Log in to your member account at anthem.com/ca/cityofla and select “Health and Wellness Center” to learn more. • Coverage for FDA-approved, over-the-counter nicotine replacement medications with no copay, when obtained with a doctor’s prescription. • Coverage for FDA-approved prescription smoking cessation medications with no copay. Contact your Anthem provider for more information.
Health Coaching	<p>Offers a phone-based Health Coaching program available to all members focused on health habits, like managing weight, quitting tobacco, reducing stress, becoming more active, and eating healthier. Call 866-862-4295.</p>	<p>Anthem offers an array of support programs to help you manage your condition(s). Contact Anthem at 833-597-2362 for assistance with finding the program that’s right for you.</p>
Exercise	<p>Visit kp.org/exercise for more information about:</p> <ul style="list-style-type: none"> • Active&Fit Direct™ — provides discounted gym memberships. • ClassPass — provides on-demand video workouts at no cost. 	<p>Active&Fit Direct™ — provides discounted gym memberships. Log in to your member account at anthem.com/ca/cityofla and select “Discounts” to learn more.</p>
Chronic Care Management	<p>Complete Care disease management program is designed to prevent or manage chronic conditions through a combination of clinical care, health education, and self-management tools. Members with specific medical conditions are automatically identified using disease-specific case identification protocols through our clinical information systems. Call Member Services at 800-464-4000.</p>	<p>Call the 24/7 Nurse Line at 800-977-0027 for access to a nurse care manager who can enroll you and your dependents in valuable health management programs for certain health conditions.</p>
Other Online Tools	<p>Total Health Assessment (THA) begins with a series of questions about your health. You will then be provided personalized recommendations to help reach your health goals. Visit kp.org/tha to get started. To participate, you need to be registered at kp.org/registernow. In addition, members have access to the myStrength app and Calm app at no cost. Visit kp.org/selfcareapps to create an account.</p>	<p>Log in to your member account at anthem.com/ca/cityofla and select “Health and Wellness Center” to find:</p> <ul style="list-style-type: none"> • Preventive health guidelines for men, women, children, and seniors • Online information for 200 health topics • Health Assessment • Digital Health Assistant • Personal Health Record • Pregnancy Assistant

Cash-in-Lieu Option

If you already have eligible medical coverage, you may be able to receive a taxable payment each month in-lieu of enrollment into one of **LAWell's** medical plans.

- **Full-time employees** receive an additional \$50 in taxable income in their paycheck each pay day, up to \$100 per month.
- **Half-time employees** receive \$25 per paycheck, up to \$50 per month.

Coverage Eligible for Cash-in-Lieu

The eligible medical coverage options include:

- Dependent coverage through your spouse's or domestic partner's employer
- Dependent coverage (if you're under age 26) through your parent's plan that qualifies as minimum essential coverage (MEC) in accordance with the individual shared responsibility provision of the Affordable Care Act (ACA)
- Individual/Family coverage through your second employer
- Retiree coverage through your previous employer
- Medicare
- Medi-Cal
- TRICARE

Coverage NOT Eligible for Cash-in-Lieu

Coverage you and/or your spouse obtain through the Covered California Marketplace or any other program that is not an employer-offered health plan does not qualify as eligible coverage for the Cash-in-Lieu program.

How to Enroll in Cash-in-Lieu

To continue your current Cash-in-Lieu election, nothing is required. Cash-in-Lieu will continue until you notify us of a qualifying life event change.

To elect Cash-in-Lieu for the first-time:

1. Select Cash-in-Lieu during Open Enrollment.
2. Complete the **Cash-In-Lieu Affidavit**, providing required supporting documentation of your eligible medical coverage, by the **December 10, 2020 deadline**. If you do not submit a **Cash-In-Lieu Affidavit** by the deadline, your participation in Cash-in-Lieu will be canceled and you will be enrolled in employee-only medical coverage for 2021.

Download the affidavit at keepingLAWell.com. You will also receive a copy along with your confirmation statement.

Additional First-Time Enrollment Rules

If you enroll during Open Enrollment for 2021, participation is effective January 1, 2021 and your current **LAWell** medical coverage will terminate December 31, 2020. Your first "Cash-in-Lieu" payment will be reflected in your gross wages on the paycheck you receive on January 13, 2021, for the pay period ending January 2, 2021.

If you have no prior coverage elections in our records, you will be enrolled in the default medical coverage plan for that year. Approval of your **Cash-In-Lieu Affidavit** is subject to review and verification by the Employee Benefits Division, and your participation in the Cash-in-Lieu program may also be canceled based on the information you provide on your affidavit.



Dental Coverage

As a City employee, you may choose from three dental options administered by Delta Dental. The **LAWell** Plan offers the same four coverage level options for dental plans as for medical enrollment (see page 31 for coverage levels and costs). For more information on eligible dependents, see page 59.

Your Dental Plan Choices

- 1. Delta Dental Preventive Only** provides preventive dental care only. It does not cover other services such as fillings, crowns, and orthodontia. Those who choose this option receive additional pre-tax **LAWell** dollars of \$5.00 per month, or \$2.50 per month for regular half-time employees. You can choose a network or non-network provider each time you need care.
- 2. DeltaCare USA DHMO** is a dental HMO; you must choose a primary care dentist (PCD) and see this dentist first whenever you need care. You must use that network's providers to receive benefits.
- 3. Delta Dental PPO** provides care through a network of dentists who have agreed to offer covered services at discounted rates. You can choose a network or non-network provider each time you need care.



Learn more

Find more information on each of the plans:

- **Delta Dental Preventive Only** or **Delta Dental PPO**: Visit deltadentalins.com/individuals or call **800-765-6003**.
- **DeltaCare USA DHMO**: Visit deltadentalins.com/individuals or call **800-422-4234**.
- **All plans**: Visit keepingLAWell.com for plan information and Evidence of Coverage (EOC) documents, or call **833-4LA-WELL**.



Dental Plan Coverage Comparisons

The tables that follow display only a few highlights of your dental benefit options. For more information about your coverage, or to get a copy of the complete terms of coverage, log in to your Delta Dental account at deltadentalins.com/individuals and view “Benefit Details.” Additional information is available through keepingLAWell.com.

Dental Plan Highlights

	Delta Dental Preventive Only	DeltaCare USA DHMO	Delta Dental PPO
Features a network of providers	Yes	Yes	Yes
Offers flexibility to use non-network providers	Yes	No	Yes – paid at out-of-network level
Covers preventive care	Yes	Yes	Yes
Covers services other than preventive care – such as basic and major services	No	Yes	Yes
Has a calendar year deductible	No	No	Yes
Has an annual maximum benefit	No	No	Yes
Includes set copays for most services	No	Yes	No
Requires you to choose a primary care dentist	No	Yes	No
Covers emergency care outside the provider network*	No	Yes – up to \$100 per incident after any copay**	Yes – paid at out-of-network level

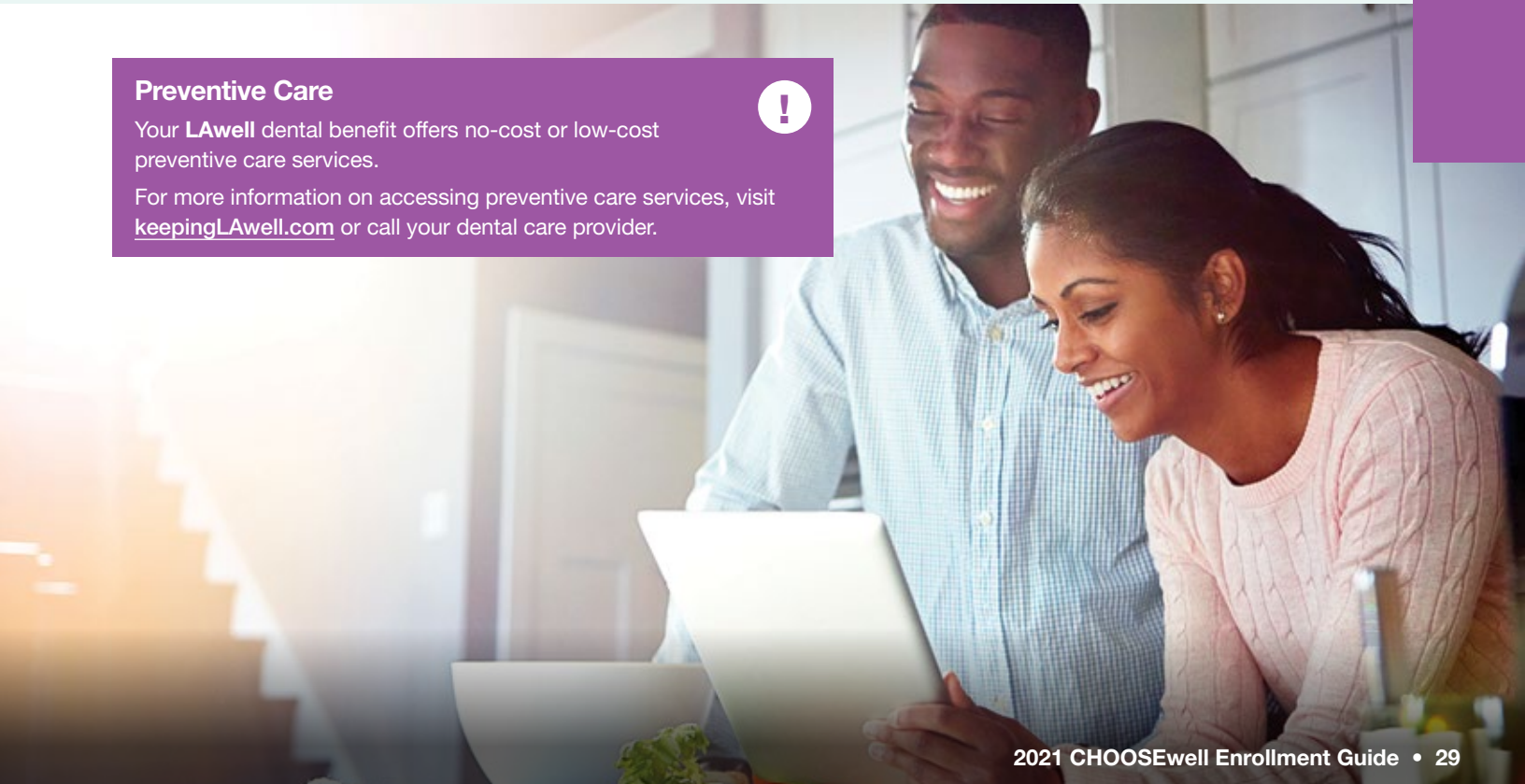
- * For emergency care provided by a dentist who is not part of Delta’s network, you must pay for services and submit a claim. For claim instructions, contact Delta Dental Customer Service at **800-765-6003** for PPO or **800-422-4234** for DeltaCare USA DHMO.
- ** Contact your primary care dentist (PCD) or Delta Dental Customer Service at **800-422-4234** before receiving treatment. If you do not, you may be responsible for any charges related to treatment.



Preventive Care

Your **LAWell** dental benefit offers no-cost or low-cost preventive care services.

For more information on accessing preventive care services, visit keepingLAWell.com or call your dental care provider.



Dental Benefit Highlights

This table shows a brief summary of how the three dental options pay for certain services. If you have questions about how a specific service is covered, call **800-765-6003** for Delta Dental Preventive Only and PPO or **800-422-4234** for DeltaCare USA DHMO.

How Benefits Are Paid	Delta Dental Preventive Only	DeltaCare USA DHMO	Delta Dental PPO	
			In-Network	Out-of-Network
Calendar Year Deductible	None	None	\$25/person; \$75/family	\$50/person; \$150/family
Diagnostic and Preventive Care				
<ul style="list-style-type: none"> Two cleanings and exams/year Two sets of bitewing X-rays/year for children up to age 18; one set/year for adults Two fluoride treatments/year for children up to age 19 (not covered by Preventive Only) 	Plan pays 100% in-network or 100% of R&C* out-of-network (includes an additional oral exam and routine cleaning during pregnancy)	Plan pays 100% – covers one series of four bitewing X-rays in any six-month period for children or adults	Cleanings, X-rays and exams: Plan pays 100% with no deductible (includes an additional oral exam and a routine cleaning during pregnancy). Diagnostic and Preventive Care charges are not applied to the annual maximum.	Cleanings, X-rays and exams: Plan pays 80% of R&C* with no deductible (includes an additional oral exam and a routine cleaning during pregnancy). Diagnostic and Preventive Care charges are not applied to the annual maximum.
Basic Services				
Amalgam fillings, extractions	Not covered	Plan pays 100% for fillings; you pay up to \$90 for extractions	Plan pays 80%	Plan pays 80% of R&C*
Root canal	Not covered	Your copay is \$45 – \$220 per procedure	Plan pays 80%	Plan pays 80% of R&C*
Periodontal scaling and root planing	Not covered	Plan pays 100% up to 4 quadrants in 12 months	Plan pays 80% once per quadrant every 24 months	Plan pays 80% of R&C,* once per quadrant every 24 months
Major Services				
Crowns	Not covered	Your copay is \$55 – \$195 per procedure**	Plan pays 80%	Plan pays 50% of R&C*
Dentures	Not covered	Your copay is \$80 – \$170 per procedure	Plan pays 50%	Plan pays 50% of R&C*
Implants	Not covered	Not covered	Plan pays 50%	Plan pays 50% of R&C*
Orthodontia				
Children under age 19	Not covered	Your copay is \$1,000 plus start-up fees of \$300	Plan pays 50%	Plan pays 50% of R&C*
Children age 19 to age 26	Not covered	Your copay is \$1,350 plus start-up fees of \$300	Plan pays 50%	Plan pays 50% of R&C*
Adults	Not covered	Your copay is \$1,350 plus start-up fees of \$300	Not covered	Not covered
Plan Maximums				
Annual maximum benefit (does not include diagnostic and preventive services)	Not applicable	None	\$1,500/person***	
Lifetime orthodontia maximum benefit	Not covered	None	\$1,500/child	

* R&C is the reasonable and customary charge – the usual charge for specific services in the geographic area where you are treated.

** When there are more than six crowns in the same treatment plan, an enrollee may be charged an additional \$100 per crown beyond the sixth unit.

*** If you use both in-network and out-of-network dentists, your total annual maximum benefit will never be more than \$1,500 per person.

Dental Plan Costs

Premium Costs

The majority of dental insurance premium costs (for employee-only coverage) are paid by the City's subsidy. However, the City's subsidy is subject to eligibility.

Subsidy Eligibility



The employee portion of the premiums, if any, is automatically deducted from your paychecks two times per month. **Your eligibility to receive the City's subsidy for your benefits is evaluated on a biweekly basis. Each and every pay period, full-time employees must have a minimum of 40 compensated hours (such as HW, SK, VC, HO, etc.), and half-time employees must have a minimum of 20 compensated hours.** If you do not have sufficient compensated hours in any given pay period, you will be required to pay the full unsubsidized premium for your benefits to continue, and a bill for these outstanding benefits costs will be sent to you by the Personnel Department, Direct Billing Section. Other situations, including benefit termination, may apply. See page 56 for more information.

For 2021, the maximum DHMO dental plan subsidy is \$16.78 per month for all employees. The maximum PPO dental plan subsidy is \$44.60 per month for full-time employees and \$26.24 per month for half-time employees.

The amount of premium you are responsible for depends on three factors:

1. Your employment status (full-time or half-time)
2. The specific dental plan you choose
3. The coverage level you choose (the number of dependents* you cover, if any)

* Eligibility of dependents is subject to **LAWell** program rules. See page 59 for more information on dependent eligibility.

Restrictions apply to family members who are also City employees. You are also not permitted to be dually covered within **LAWell** benefits, meaning any City employee is not permitted to be simultaneously covered as both an employee and a dependent under **LAWell's** medical, vision, dental, life, or AD&D coverages. For additional details, see page 59.



2021 Dental Plan Premiums

Coverage Level	Full-Time Employees (All MOUs)		Half-Time Employees (All MOUs)		Total Cost of Coverage Biweekly (per Pay Period)
	City Pays...	Employee Pays...	City Pays...	Employee Pays...	
Delta Dental Preventive Only					
Employee Only	\$6.35	(\$2.50)*	\$5.10	(\$1.25)*	\$3.85
Employee & Spouse/DP**	\$3.85	\$3.21	\$3.85	\$3.21	\$7.06
Employee + Child(ren)**	\$3.85	\$4.07	\$3.85	\$4.07	\$7.92
Employee + Family**	\$3.85	\$7.59	\$3.85	\$7.59	\$11.44
DeltaCare USA DHMO					
Employee Only	\$8.39	\$0.00	\$8.39	\$0.00	\$8.39
Employee + Spouse/DP**	\$8.39	\$7.25	\$8.39	\$7.25	\$15.64
Employee + Child(ren)**	\$8.39	\$5.64	\$8.39	\$5.64	\$14.03
Employee + Family**	\$8.39	\$9.73	\$8.39	\$9.73	\$18.12
Delta Dental PPO					
Employee Only	\$22.30	\$3.93	\$13.12	\$13.11	\$26.23
Employee + Spouse/DP**	\$22.30	\$26.87	\$13.12	\$36.05	\$49.17
Employee + Child(ren)**	\$22.30	\$28.68	\$13.12	\$37.86	\$50.98
Employee + Family**	\$22.30	\$46.09	\$13.12	\$55.27	\$68.39

* Additional **LAWell** dollars credited to employee.

** Eligibility of dependents is subject to **LAWell** program rules. See page 59 for more information on dependent eligibility. Domestic partnerships are not recognized under federal tax law, and enrollment of domestic partner dependents may result in different taxable income treatment. See page 71 for more information on domestic partner taxable treatment.



Out-of-Pocket Costs

A **deductible** is the amount you are responsible for paying for eligible health care services before your plan begins to pay benefits.

Coinsurance is your share of the cost of a covered service you receive.

A **copay** is the dollar amount that you or your eligible dependents must pay directly to a provider at the time services are performed.

Reasonable and Customary (R&C)

The reasonable and customary (R&C) charge is the amount quoted for a dental service that is based on what is typically charged within a specific geographic area. **Use Delta Dental's Cost Estimator tool to check out-of-pocket expenses and find the average submitted costs for dental procedures.** Log in to your Delta Dental online account at deltadentalins.com/individuals to access the tool.

The Delta Dental Network

In California, 89.9% of dentists belong to a Delta network. Dentists who are not part of Delta's PPO network may still be Delta dentists and agree to accept Delta's reasonable and customary (R&C) fee.

Delta Dental Preventive Only	DeltaCare USA DHMO	Delta Dental PPO
Plan pays highest level of benefit when you use network providers	Benefits paid for network services only	Plan pays highest level of benefit when you use network providers
Network providers offer discounted fees	You must select a primary care dentist (PCD) from the DeltaCare USA network	Network providers offer discounted fees. No charges above reasonable and customary (R&C) limits

To find a Delta Dental network provider near you:

- Search Delta's online provider directories by visiting deltadentalins.com/individuals and selecting "Find a Dentist." From the drop-down menu, choose Delta Dental PPO for the Delta Dental Preventive Only or PPO option, or DeltaCare USA for the DHMO option.
- Request a provider directory (at no cost) by calling **800-765-6003** for the Delta Dental Preventive Only and Delta Dental PPO options or **800-422-4234** for the DeltaCare USA DHMO option.





Managing Your Delta Dental Online Account

You can go online to verify your assigned dentist and other information, such as eligibility, your enrolled family members, claim status, and benefit specifics.

Here's how to register online:

1. Go to deltadentalins.com/individuals.
2. Select “Log in” at the top right side of the page.
3. Select “Create an account.”
4. Select “Enrollee/Adult Dependent” from the drop-down menu. Then select “Next.”
5. Enter your personal information.



COVID-19 Resources & Information



Members are urged to postpone dental treatments during stay-at-home orders and instead consider teledentistry options. You can contact your dental office directly for current availability of procedures. You may also contact Delta Dental Customer Service for additional support (PPO & Preventive **800-765-6003**; DHMO: **800-422-4234**).

For additional up-to-date information on dental services during COVID-19, visit deltadentalins.com/individuals and click on the “Important COVID-19 updates” link. You may also visit keepingLAwell.com/covid-19.

Teledentistry

Your dentist can determine through consultation whether you have an emergency dental problem, and can provide instructions on how to treat conditions.

Follow these simple steps to explore teledentistry as a care option with your dentist:

1. Contact your dental office to find out if teledentistry services are offered.
2. Ensure that you have the technology used by your dentist office.
3. Fill out any required paperwork, such as patient consent forms, and understand your patient rights.



Vision Coverage

The City provides vision care benefits to employees and their eligible dependents — at no cost — through a vision plan offered by EyeMed.



Learn more

For more information about EyeMed:

- Visit eyemedvisioncare.com/cityofla.
- Call the EyeMed Customer Care Center at **855-695-5418**.
- Visit keepingLAwell.com for plan information and the Certificate of Insurance document, or call **833-4LA-WELL**.



Vision Coverage Levels

Enrollment in vision coverage is automatic:

- Employees and their eligible dependents enrolled in **LAwell** medical coverage will automatically be enrolled in the vision plan.
- Employees electing Cash-in-Lieu will automatically be enrolled in the employee-only level of vision coverage.

Dual Vision Coverage

Dual coverage is not allowed within the **LAwell** plan, meaning two City employees cannot cover each other as dependents. See page 59 for more information on dual coverage limitations within **LAwell** for City employees.

Dual vision coverage is permitted with outside, non-**LAwell** plans under certain circumstances. For more information about using dual vision benefits, contact the EyeMed Customer Care Center at **855-695-5418**.

Vision Plan Costs

The City's subsidy (payment) toward your EyeMed premium costs is evaluated every biweekly pay period. For any pay period in which you do not meet eligibility requirements, you may be billed for the full cost of your EyeMed vision coverage. Other situations, including benefit termination, may apply. See page 56 for more information.

The EyeMed Network

EyeMed provides care through a network of vision care specialists who have agreed to offer covered services at discounted rates. The EyeMed Insight network has over 98,000 providers, including 50,000 independent providers plus national retail chains such as LensCrafters®, Target Optical®, and most Pearle Vision® locations.

To access benefits, just provide your name and date of birth to an in-network EyeMed provider. ID cards are not needed, but you can print an ID card by visiting eyemedvisioncare.com/cityofla.

Network Providers

To find a network provider near you:

- Visit eyemedvisioncare.com/cityofla and click the “Provider Locator” button.
- Download the EyeMed mobile app (available in the [App Store](#) and [Google Play](#)) and choose the Insight network from the list of network options.
- Call the EyeMed Customer Care Center at **855-695-5418**.

Out-of-Network Providers

You can visit a vision care provider who does not participate in the EyeMed network and still receive benefits for covered services. You will be reimbursed up to a maximum dollar amount if you provide EyeMed with an itemized receipt and a completed claim form. Claim forms are available at eyemedvisioncare.com/cityofla or by calling the EyeMed Customer Care Center at **855-695-5418**.

Annual Benefit Details

The benefits through EyeMed, including exams, frames, and either lenses or contacts, are available to you and your covered dependents **once every 12 months**.

Benefits	EyeMed In-Network Provider (What you pay)	Out-of-Network Provider (What the Plan reimburses)
Routine Eye Exam¹	\$10 copay	\$45 reimbursement maximum*
Exam Options: Standard Contact Lens Fit Follow-up Premium Contact Lens Fit & Follow-up	Up to \$40 90% of retail price	N/A
Retinal Screening	\$10 copay	\$21 reimbursement maximum*
Frames ²	\$150 allowance, 80% of balance over \$150	\$104 reimbursement maximum*
Eyeglass Lenses²		
Lenses²		
Single Vision	\$10 copay	\$35 reimbursement maximum*
Bifocal	\$10 copay	\$50 reimbursement maximum*
Trifocal	\$10 copay	\$65 reimbursement maximum*
Standard Progressive [†]	\$75 copay	\$70 reimbursement maximum*
Premium Progressive Tier 1 [†]	\$95 copay	\$70 reimbursement maximum*
Premium Progressive Tier 2 [†]	\$105 copay	\$70 reimbursement maximum*
Premium Progressive Tier 3 [†]	\$120 copay	\$70 reimbursement maximum*
Premium Progressive Tier 4 [†]	\$75 copay, 80% of charge less \$120 allowance	\$70 reimbursement maximum*
Contact Lenses		
Lens Options²		
UV Treatment	\$15	N/A
Tint (Solid & Gradient)	\$15	N/A
Standard Plastic Scratch Coating	\$15	N/A
Standard Polycarbonate – Adults	\$40	N/A
Standard Polycarbonate – Kids under 19	\$0 copay	\$28 reimbursement maximum*
Standard Anti-Reflective Coating [†]	\$45	N/A
Premium Anti-Reflective Tier 1 [†]	\$57	N/A
Premium Anti-Reflective Tier 2 [†]	\$68	N/A
Premium Anti-Reflective Tier 3 [†]	80% of charge	N/A
Polarized	80% of retail price	N/A
Photochromic/Transitions Plastic	\$75	N/A
Other Add-ons	80% of retail price	N/A
Contact Lenses²		
Conventional	\$150 allowance	\$120 reimbursement maximum*
Disposable	\$150 allowance	\$120 reimbursement maximum*
Medically Necessary	\$0 copay, paid in full	\$210 reimbursement maximum

* Subject to review and approval of a completed claim form with an itemized receipt submitted to EyeMed

† Tier levels reflect Name Brand categories.

1 Eye Exam coverage through EyeMed applies to a routine eye exam for a vision prescription. Medical eye exams are typically covered through your health care provider. See the table on page 37 and visit keepingLAWell.com for more information.

2 The Frame allowance can be used with either the Contact Lenses allowance OR the Lenses/Lens Options copay options during a calendar year. Contact Lenses and Eyewear Lens benefits cannot be used together in the same calendar year. Visit keepingLAWell.com for more information.



Eyeglasses & Contacts Benefit

Your benefits through EyeMed include either eyeglass lenses or contact lenses every 12 months. You may select one of the two options below.

Annual Benefit to Purchase Eyeglasses & Contacts		
	Covered	Not Covered
Option 1	\$150 contact lens allowance + \$150 frame allowance	Eyeglass lenses
Option 2	Eyeglass lens copay benefit options + \$150 frame allowance	Contact lenses

Retinal Imaging Benefit

Retinal imaging uses a laser to scan the eyes and then produces digital images of the retinas. The images can be useful in finding abnormalities and comparing the condition of retinas from year to year. You may receive one retinal screening every 12 months for an additional \$10 copay.

Diabetic Eye Care Benefit

Your vision coverage includes follow-up care and supplementary diagnostic testing for members with type 1 or type 2 diabetes. With this benefit, eligible members can obtain an additional vision evaluation every six months to detect or monitor signs of diabetic complications. Diagnostic testing once every six months, including fundus photography (retinal imaging), extended ophthalmoscopy, gonioscopy, and laser scanning, is available with no in-network copay, subject to provider determination. An out-of-network reimbursement is also available.



Managing Your EyeMed Online Account

You can go online to locate an in-network provider, check claim status, view benefit coverage details, download an ID card, and check your service level eligibility (such as your \$150 allowance). You can also view special offers and additional resources.

Here's how to register online:

1. Visit eyemedvisioncare.com/cityofla.
2. Select "Create an Account."
3. Follow the registration steps and provide all required personal information.

COVID-19 Resources & Information



You may fill orders for existing vision prescriptions online. Visiting an eyecare provider in person for routine eye exams may vary in availability during stay-at-home orders, depending on the provider and location.

For additional up-to-date information on vision services during COVID-19:

- Log in to to your EyeMed account at eyemedvisioncare.com/cityofla.
- Visit EyeMed's special coronavirus webpage at eyemed.com/en-us/coronavirus.
- Visit keepingLAwell.com/covid-19.

How EyeMed Benefits Work with Medical Plan Vision Benefits

Anthem and Kaiser members who prefer to receive an annual vision exam through their medical plan providers may do so but are not entitled to an eyewear allowance through their medical plan. Eyewear (frames, lenses, and contacts) received from a medical plan provider may be submitted to EyeMed for reimbursement as an out-of-network provider. Members may also visit an EyeMed in-network provider using their medical plan provider prescription and purchase eyewear using their EyeMed materials benefit.

The table below outlines how your EyeMed benefit can be used with your medical plan. Note that allowances may vary per specific benefit, based on the type of benefit item purchased, and do not apply to all benefits.

Description	EyeMed	Kaiser	Anthem
Routine Eye Exam	Covered with copay	Covered with copay	Not covered
Eyewear – Frames, Lenses, or Contacts	Up to \$150 allowance every year (does not roll over if not used)	Not covered (Partial reimbursement available from EyeMed if member files an out-of-network claim.)	
Medical Eye Exams (e.g., screening for medical vision conditions like glaucoma and cataracts)	Check with EyeMed provider before seeking medical/ ophthalmology-related services	Covered with copay	Covered with copay Primary care physician (PCP) referral and/or medical group authorization may be required under HMO plans. Please contact your PCP for information regarding their referral process before seeking care from a specialist.
Treatment of Vision Conditions (e.g., glaucoma and cataracts)	Not covered	Covered with copay	Covered with copay Primary care physician(PCP) referral and/or medical group authorization may be required under HMO plans. Please contact your PCP for information regarding their referral process before seeking care from a specialist.



Preventive Care



Your **LAWell** vision benefits offer no-cost or low-cost preventive care services. For more information on accessing preventive care services, visit keepingLAWell.com or call your vision care provider.



Support Plus

Employee and Family Assistance Program

Support Plus: Employee and Family Assistance Program (EFAP) is a service that provides you and your family with professional and confidential counseling support, and is designed to help you manage life challenges and improve your quality of life. The City's EFAP provider is Optum.

Any of your household family members can also use the EFAP. This includes dependents who are away from home at college. **The EFAP program is completely confidential and voluntary.**



Learn more

For more information about Support Plus, and to access services:

- Visit liveandworkwell.com/cityofla. Some website sections require access code: **CityofLA**.
- Call Optum at **800-213-5813**.*

* All callers must confirm "City of LA" as the employer to access services.



Counseling

The EFAP offers services over the phone, as well as online and face-to-face counseling. When you call, a specialist will listen to your needs and connect you to the appropriate resources. Clinicians, counselors, mediators, lawyers, and financial advisors are ready to help you with:

- Stress, anxiety, and depression
- Marriage and parenting issues
- Workplace conflicts
- Sleeping problems
- Financial and legal questions
- Substance abuse and other addictions

You can call the EFAP counselors anytime — 24 hours a day, 7 days a week — toll-free at **800-213-5813**. English- and Spanish-speaking counselors are available.

Additional EFAP Resources

- liveandworkwell.com/cityofla: Reliable, trusted website with resources to address many of life's challenges.
- **Work-Life Support**: Concierge-like services covering eldercare, referral service, and convenience services. More than 100 service areas are covered.
- **Legal Assistance and Financial Counseling**: Consultations on specific legal and financial issues at no initial cost, and other discounted fees for attorneys retained through EFAP.



Benefits for All Employees and Their Family Members

Receive unlimited 24/7 access to EFAP Specialists over the phone. In addition, you are eligible for five face-to-face and web-video consultations per person, per incident, per benefit period at no cost to you. EFAP sessions are coordinated by Optum.

After you have used all of your available EFAP benefits, charges for additional EFAP services will be your responsibility. The health plan you choose provides mental health and substance abuse coverage. To receive benefits, however, you may be required to have a referral and use a participating network provider. If you receive counseling through the EFAP, make sure you understand how many visits are covered. See page 18 for more information on how your health plan covers mental health and substance abuse services.

Harbor Department Employees

Harbor Department employees are not eligible for the **LAWell** EFAP. Instead, your EFAP coverage is provided through Empathia Pacific, Inc. at **800-367-7474**.



COVID-19 Resources & Information



Support Plus maintains a COVID-19 resource page that includes strategies for coping, ways to be mindful, and keeping your stress in check. Visit liveandworkwell.com/cityofla and select the “Learn More” link in the COVID-19 banner at the top of the page.

In addition to the free counseling services available to all **LAWell** members, Support Plus provides a free emotional support public crisis help line at **866-342-6892**. This line is available 24 hours a day, 7 days a week to **anyone** for public crisis emotional support services.



Life Insurance

Life insurance offers important financial protection for you and your family. **LAwell** provides basic life insurance coverage at no cost to you and gives you options to purchase supplemental employee insurance and dependent life insurance using pre-tax dollars. Under federal law, you may be taxed on the value of coverage for you and your dependents, called imputed income, over a certain dollar amount.



Learn more

For more information about life insurance:

- Visit standard.com/employee-benefits/city-los-angeles. Access the “Needs Estimator” tool to help you determine how much insurance you need.
- Call The Standard at **844-505-6025**.
- Visit keepingLAwell.com for plan information and the insurance policy, or call **833-4LA-WELL**.



Requirements to Enroll in Life Insurance Coverage

Active Work Requirement

You must meet the “active at work” definitions of the Group Policy for your elected life insurance to take effect. If you cannot work because of sickness, injury, or pregnancy on the day before your life insurance takes effect, including any increases in coverage, that coverage will not become effective until the day after you complete one full day of active work as an eligible employee.

Medical History Statement Requirement

Enrolling in some life insurance coverage levels will require you and/or your dependent(s) to complete a Medical History Statement (MHS). The MHS asks a series of questions (about five) regarding your current and past medical conditions. Once received, Standard Insurance Company will review your statement and determine if any additional information or action is required of you or your dependent(s) before an approval of coverage determination can be made.

Your Personalized Benefit Statement and your Benefits Central Portal online account at keepingLAwell.com will show the life insurance options available to you and your dependent(s) and which of those options may require you to complete an MHS. However, it is your responsibility to review the insurance policy for full MHS requirements. If you and/or your dependent(s) enroll in a plan that requires an MHS, you will receive a confirmation statement that gives you a deadline for submitting the MHS. During Open Enrollment, the deadline is March 1st. During a life event, the deadline is typically **60 days** from the date of your confirmation statement. However, you can complete the MHS form online and view the insurance policy at any time at keepingLAwell.com.

You must complete and return the MHS before your submission deadline, and it must be approved by Standard Insurance Company before your coverage can take effect. If you or your dependent’s MHS has not been submitted by the deadline, any pending coverage will be removed from your benefits account, and the City will send a confirmation statement of this change to you. If the MHS is submitted before your deadline, but Standard Insurance Company requires additional information/action before an approval determination can be made, your coverage will become effective on the date of approval. The City will not take payroll deductions until the insurance company provides a date of approval.

Employee Life Insurance

Below is the 2021 employee life insurance overview, including the monthly rates for supplemental life insurance for each \$1,000 in coverage.

Employee Life Insurance	Coverage Amount	Your Cost	
Basic Life Insurance	Full-time employees: \$10,000	\$0.00 This is a City-paid benefit.	
	Regular half-time employees: \$5,000		
Supplemental Life Insurance	Up to 5 times your annual base salary, rounded up to the nearest \$1,000	Age on 09/01/2020	Monthly Rate per \$1,000 of Coverage
		Under 25	\$0.044
		25 – 29	\$0.051
		30 – 34	\$0.068
		35 – 39	\$0.078
		40 – 44	\$0.086
		45 – 49	\$0.120
		50 – 54	\$0.188
		55 – 59	\$0.352
		60 – 64	\$0.513
		65 – 69	\$1.046
		70 or above	\$1.697

Basic Life Insurance

LAwell provides you with basic life insurance coverage at no cost (paid by the City). Coverage amounts are \$10,000 for full-time employees and \$5,000 for regular half-time employees.

Supplemental Life Insurance (optional)

You have the option to purchase supplemental life insurance using pre-tax dollars from your pay. You can purchase coverage amounts up to five times your annual base pay, rounded up to the nearest \$1,000. Your Personalized Benefit Statement will show your personalized coverage costs.

Below is an example of an employee who chooses coverage at four times pay.

Supplemental Life Insurance Example	
Employee Annual Base Pay	\$43,552
Coverage Level Selected	4 times
Subtotal	\$174,208
New Subtotal (round up to the nearest \$1,000)	\$175,000
Actual Coverage Purchased	\$175,000

Next is an example of calculating the per pay period cost for the previous employee choosing supplemental life insurance coverage of four times pay, assuming the employee is 46 years old.

Supplemental Life Insurance Cost Example	
Coverage Amount	\$175,000
Subtotal (divided by \$1,000)	175
Times Monthly Rate per \$1,000 of coverage	\$0.120
Monthly Rate	\$21.00
Per Pay Period Cost	\$10.50

MHS Requirement

Current **L**Awell members choosing to increase their current supplemental life coverage by more than one level or choosing coverage over the amount of \$750,000 (or three times their annual base pay will be required to complete the MHS.

Your Personalized Benefit Statement and your Benefits Central Portal online account at keepingLAwell.com will show the life insurance options available to you and which of those options may require you to complete an MHS. However, it is your responsibility to review the insurance policy for full MHS requirements. If you enroll in a plan that requires an MHS, you will receive a confirmation statement that gives you a deadline for submitting the MHS. During Open Enrollment, the deadline is March 1st. During a life event, the deadline is typically **60 days** from the date of your confirmation statement. However, you can complete the MHS form online and view the insurance policy at any time at keepingLAwell.com.



Imputed Income

Under federal tax law, you are taxed on the value of employer-provided life insurance over \$50,000. If this situation occurs, imputed income will be reflected on your paystub and included in your W-2 statement as taxable income. You should consult your tax advisor for more information.

IRS Table for Calculating Imputed Income

Age	Monthly Imputed Income for Each \$1,000 in Coverage
Under 25	\$0.05
25 – 29	\$0.06
30 – 34	\$0.08
35 – 39	\$0.09
40 – 44	\$0.10
45 – 49	\$0.15
50 – 54	\$0.23
55 – 59	\$0.43
60 – 64	\$0.66
65 – 69	\$1.27
70 or above	\$2.06

The example below will give you an idea of how much imputed income could be. This example assumes the employee works full-time, has basic life insurance of \$10,000, and chooses supplemental life insurance of three (3) times annual base pay.

Supplemental life insurance w/(\$45,000 x 3)		\$135,000
Plus core life insurance	+	\$10,000
Equals total life insurance	=	\$145,000
Minus amount that's not taxed	-	\$50,000
Equals taxable amount above \$50,000	=	\$95,000
Divided by 1,000	÷	1,000
Equals units of coverage	=	95
Times imputed income from IRS table for age 30 (see table above)	x	.08
Equals actual imputed income shown on W-2	=	\$7.60 per month or \$91.20 per year

Salary Changes

When you change a job classification (e.g., due to a promotion), your supplemental employee life insurance coverage level amount (and your per pay period cost) will be adjusted based on your new salary. Generally, cost of living and step increases gained during the year without a change in job classification will not adjust your supplemental life insurance benefit/cost until the following plan year.

Reductions Based on Age

Life insurance coverage for you (basic and supplemental) is reduced based on your age. From age 65 to 69, coverage amounts will be reduced to 65%. At age 70, coverage amounts will be reduced to 35%. The reduction is effective on the date of your 65th or 70th birthday. Employees in certain MOUs may have additional basic life benefit reductions at age 70. Consult your MOU for details.

Supplemental Life Insurance Age Reduction Example	
Employee Annual Base Pay	\$43,552
Coverage Level Selected	4 times
Subtotal	\$174,208
New Subtotal (round up to the nearest \$1,000)	\$175,000
Age 67 Reduction	65%
Actual Coverage Purchased	\$113,750

Travel Assistance

LAwell members have a travel assistance program included with their City-paid basic life insurance coverage, which provides travel information and travel arrangement assistance before and during travel. To inquire about service 24 hours a day, 7 days a week, call **800-872-1414** (or **+1-609-986-1234** outside the U.S.) or visit standard.com/travel.

Designating a Beneficiary

It's important to name a beneficiary so that benefits can be paid to the person of your choice if you were to die. To name or update your beneficiary information, go to keepingLAWell.com or call the Benefits Service Center at **833-4LA-WELL**.

You can name anyone as the beneficiary of your basic and supplemental life insurance. If you have had a recent change in your family status — such as marriage or divorce — you may need to update your beneficiary. The beneficiary you name for your life insurance benefit may be separate and different from any other beneficiary you name with the City for your other employee benefits, such as your LACERS pension, Deferred Compensation Plan account, etc.

Claims Process

To receive a life insurance benefit, your beneficiary must complete and submit a beneficiary statement with required documentation. If you have designated multiple beneficiaries, each beneficiary must complete and submit their own.

The City and its life insurance provider, Standard Insurance Company, will not notify beneficiaries of any eligibility. It is the responsibility of the beneficiary to initiate the life insurance claim process. Make sure your beneficiary is informed of their designation as your beneficiary and the process to initiate a claim. View more information, including the Checklist For Surviving Family Members, at keepingLAWell.com or call the Employee Benefits Life Insurance Coordinator at **213-978-1591**.

Accelerated Benefit

The Accelerated Benefit option can provide financial assistance if you become terminally ill and have a life expectancy of 12 months or less. In this case, you may have the right to receive during your lifetime a portion of your insurance as an Accelerated Benefit.

You must have at least \$10,000 of insurance in effect to be eligible. You may elect up to 75% of your basic and supplemental insurance, to a maximum of \$500,000. The minimum Accelerated Benefit is \$5,000 or 10% of your insurance, whichever is greater. However, if coverage is scheduled to reduce in the next 24 months, the Accelerated Benefit is based on the reduced amount. The Accelerated Benefit will be paid in a lump sum. The remaining amount of life insurance will be reduced by an interest charge.

Funeral Planning Services

The Funeral Planning service option allows your beneficiary to designate a funeral home assignment, which allows the insurance company to pay the funeral home directly from your life insurance policy. Additional funeral planning services may be available. Review more information on funeral planning services at keepingLAWell.com.

Restrictions apply to family members who are also City employees. You are also not permitted to be dually covered within **LAWell** benefits, meaning any City employee is not permitted to be simultaneously covered as both an employee and a dependent under **LAWell's** medical, vision, dental, life, or AD&D coverages. For additional details, see page 58.



Dependent Life Insurance

Spouse/Domestic Partner Life Insurance

Below is the 2021 spouse/domestic partner life insurance overview, including the monthly coverage costs, based on a group rate by coverage level.

Coverage Amount	Your Cost (Monthly Group Rate)
\$10,000	\$2.26
\$25,000	\$5.68
\$50,000	\$11.40
\$75,000	\$17.10
\$100,000	\$22.80

Eligibility Requirement

The spouse/domestic partner you purchase coverage for must be a named qualified dependent for your **LAWell** coverage. If you assign an individual who is not your confirmed dependent, you must provide supporting documentation to prove this individual meets dependent eligibility for the **LAWell** program to retain your elected coverage. See page 61 for more information on document verification for dependents.

MHS Requirement

For currently enrolled **LAWell** members, an MHS will be required to enroll in spouse/domestic partner life insurance for the first time or to increase coverage. This can be waived only if you are adding a spouse/domestic partner within **30 calendar days** of a marriage or beginning a domestic partner relationship.

Your Personalized Benefit Statement and your Benefits Central Portal online account at keepingLAWell.com will show the life insurance options available for your spouse/domestic partner and which of those options may require you to complete an MHS. However, it is your responsibility to review the insurance policy for full MHS requirements.

If you enroll your spouse/domestic partner in a plan that requires an MHS, you will receive a confirmation statement that gives you a deadline for submitting the MHS. During Open Enrollment, the deadline is March 1st. During a life event, the deadline is typically **60 days** from the date of your confirmation statement. However, you can complete the MHS form online and view the insurance policy at any time at keepingLAWell.com.



Coverage Level Requirement

Under California law, the spouse/domestic partner life insurance coverage you choose cannot be more than your total life insurance coverage (basic + supplemental). See the example below.

Spouse/Domestic Partner Life Insurance Election Example	
Employee Annual Base Pay	\$43,552
Coverage Level Selected	1 times
Subtotal	\$43,552
New Subtotal (round up to the nearest \$1,000)	\$44,000
Employee Basic Life Insurance Benefit	\$10,000
Total Employee Life Insurance Coverage Level Elected	\$54,000
Eligible Spouse/DP Life Insurance Coverage Options Available	
\$10,000, \$25,000, or \$50,000 ONLY	

Imputed Income

Under federal law, you may be taxed on the value of spouse coverage above \$2,000. Imputed income depends on the age of your spouse and will generally apply only if you cover a spouse over age 55. See the IRS Table for Calculating Imputed Income on page 42.

Reductions Based on Age

Life insurance coverage for your spouse/domestic partner is reduced based on your age. From age 65 to 69, coverage amounts will be reduced to 65%. At age 70, coverage amounts will be reduced to 35%. The reduction is effective on the date of your 65th or 70th birthday. Employees in certain MOUs may have additional basic life benefit reductions at age 70. Consult your MOU for details.

Beneficiary

You will be the beneficiary when claiming spouse/domestic partner life insurance benefits.

Child Life Insurance

Below is the 2021 child life insurance overview, including the monthly coverage cost, based on a group rate.

Coverage Amount	Your Cost (Monthly Group Rate)
\$5,000 per child	\$0.42

Eligibility Requirement

The child you purchase coverage for must be a named qualified dependent for your **LAwell** coverage. If you assign a child who is not your confirmed dependent, you must provide supporting documentation to prove the child meets dependent eligibility for the **LAwell** program to retain your elected coverage. See page 61 for more information on document verification for dependents.

MHS Requirement

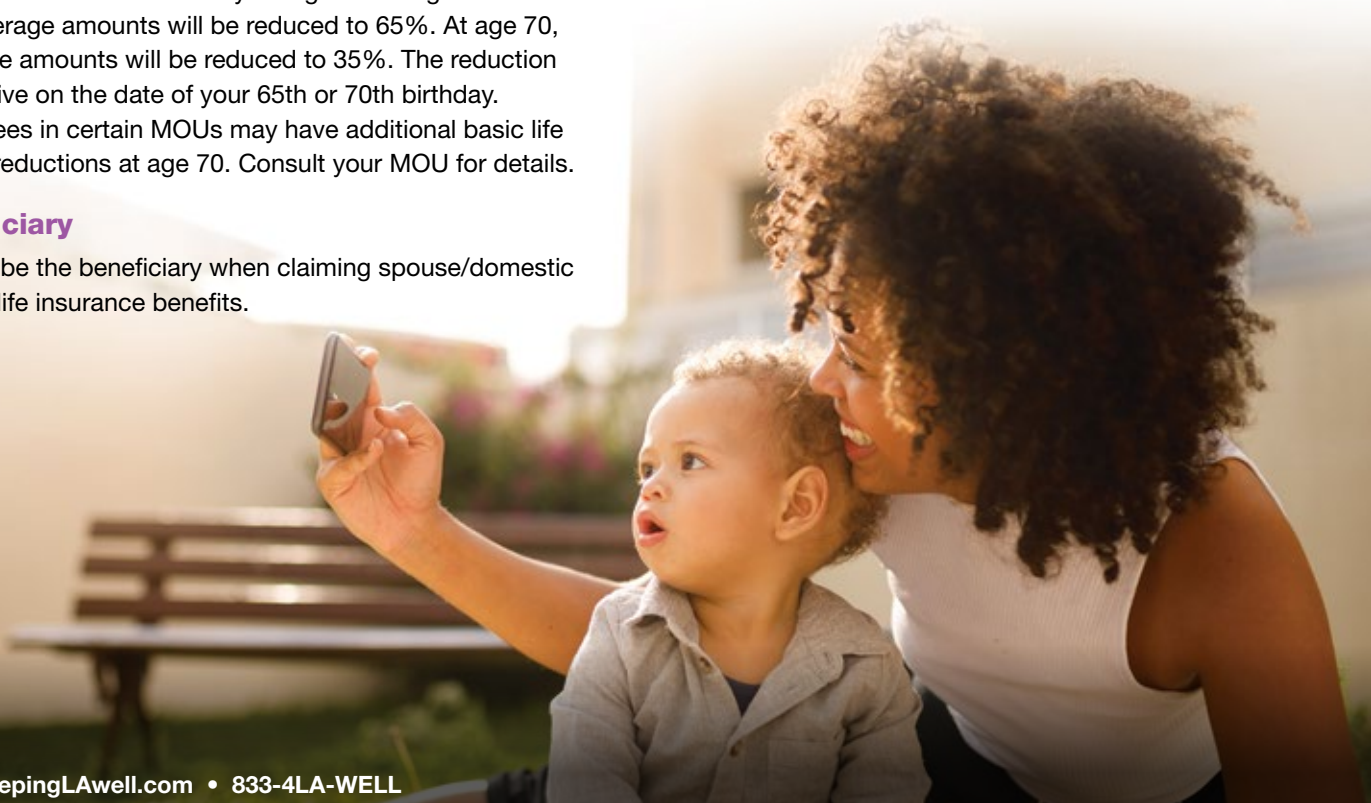
An MHS is not required for child life insurance coverage.

Imputed Income

Under federal law, you may be taxed on the value of child coverage above \$2,000. Imputed income depends on the age of your child and will generally apply only if you cover more than one child. See the IRS Table for Calculating Imputed Income on page 42.

Beneficiary

You will be the beneficiary when claiming child life insurance benefits.



Continuing Coverage After Your City Employment Ends

If your City employment ends, there are two ways you can take your life insurance with you — portability and conversion. Portability allows you to continue group coverage at group rates, whereas conversion allows you to continue your coverage as an individual policy. Different rules apply. Here is an overview:

Portability

For Your Life Insurance Coverage (Basic and Supplemental)

You must be under age 80, able to perform at least one gainful occupation, and on the date your employment terminates, you must have been continuously insured under the Group Policy for 12 consecutive months. Portable coverage lets you choose group term life insurance up to the amount of your basic and supplemental life coverage combined — to a maximum of \$1,000,000 — without a Medical History Statement Form. The minimum amount you may port is \$10,000.

For Your Dependent Life Coverage (Spouse/Domestic Partner and Child)

If you choose portable coverage for yourself, you may also take any dependent coverage with you if your dependent(s) meet the following age requirements:

- Your spouse/DP must meet the same age requirements listed above for your coverage.
- Children must be under age 26.

Conversion

If your coverage ends or reduces for any reason except failure to pay the premium or payment of an Accelerated Benefit, you can convert your life insurance, or your dependent's life insurance, to an individual policy without a Medical History Statement Form. Because group rates will no longer apply, this individual conversion policy will cost substantially more than coverage you have as a City employee through **LAWell**. Conversion is the only option available if you do not qualify for portability.

What You Need to Do

To select portable coverage or to convert coverage, you must complete a form — within **60 days** from the date your employment or dependent coverage ends. Forms are available at keepingLAWell.com. For more information, call Employee Benefits at **213-978-1655**.

COVID-19 Resources & Information



The Standard has created a resource center to help members better understand their benefit options during employment changes resulting from COVID-19 situations.

For more information:

- Visit standard.com/covid-19.
- Call The Standard at **844-505-6025**.



Accidental Death & Dismemberment (AD&D) Insurance

Accidental Death and Dismemberment (AD&D) insurance offers additional financial protection for an employee if they die in an accident or are dismembered. **LAWell** provides AD&D insurance to you as an option to purchase either supplemental employee-only coverage or supplemental family coverage using pre-tax dollars.



Learn more

For more information about AD&D insurance:

- Visit standard.com/employee-benefits/city-los-angeles.
- Call The Standard at **844-505-6025**.
- Visit keepingLAWell.com for plan information and the insurance policy, or call **833-4LA-WELL**.



Requirements to Enroll in AD&D Coverage

The life insurance **Active Work Requirement** and **Reductions Based on Age** all apply to AD&D.

Active Work Requirement

You must meet the “active at work” definitions of the group policy for your elected life insurance to take effect. If you cannot work because of sickness, injury, or pregnancy on the day before your life insurance takes effect, including any increases in coverage, that coverage will not become effective until the day after you complete one full day of active work as an eligible employee.

Reductions Based on Age

AD&D insurance coverage for you and your spouse/ domestic partner are reduced based on your age. From age 65 to 69, coverage amounts will be reduced to 65%. At age 70, coverage amounts will be reduced to 35%. The reduction is effective on the date of your 65th or 70th birthday for your AD&D insurance coverage and for family AD&D insurance coverage. Employees in certain MOUs may have additional AD&D benefit reductions at age 70. Consult your MOU for details.

Claiming AD&D Benefits

The **Designating a Beneficiary** and **Claims Process** aspects of life insurance both apply to AD&D. For more information, see pages 42 – 43.

Additional Benefit Payout Rules

AD&D pays a percentage of your total coverage amount for injuries, depending on the type of injury, that result in a loss, such as the loss of a limb or permanent loss of ability (sight, hearing, speech, etc.). For your accidental death (aka loss of life), AD&D pays 100% of your coverage amount, plus an additional \$3,000 — up to a maximum of \$503,000. Additional benefits may be payable in specific situations, such as air bag and seat belt failures, or in a disaster where more than one family member dies. The AD&D insurance certificate of coverage provides a detailed list of covered losses, benefit amounts, and additional features, and is available online at keepingLAWell.com or from the Employee Benefits Division. A brief summary is provided in the table below.

Type of Loss	Percentage Payable
Life ¹	100%
One hand or foot ²	75%
Sight in one eye	50%
Audible speech	50%
Hearing in both ears	50%
Quadriplegia ³	100%
Paraplegia ³	75%

1 This benefit includes loss of life due to exposure or disappearance.

2 This benefit is payable whether or not the hand or foot is surgically reattached.

3 No AD&D benefit will be paid for loss of function of a hand or foot if an AD&D benefit is payable for quadriplegia or paraplegia.

AD&D Family Coverage

For Family coverage, your elected AD&D coverage will be split among your family members. Eligible benefit amounts for your family members will depend on the amount of coverage you choose for yourself and the make-up of your family. If you choose family coverage, you will be covering all **L**Awell-eligible persons in your family, not just those who are covered as dependents under your **L**Awell benefits.

If your family includes...	AD&D benefits equal....
Spouse/domestic partner only	60% of the amount you selected for yourself
Eligible children only	20% of the amount you selected for yourself for each child
Spouse/domestic partner and eligible children	50% of the amount you selected for yourself for your spouse/ domestic partner and 10% of the amount you selected for yourself for each child

AD&D Coverage Costs

Here are the 2021 monthly rates for AD&D insurance for each \$1,000 in coverage. The Personalized Benefit Statement you receive shows your coverage cost.

AD&D Coverage Option	Monthly Rate per \$1,000 of Coverage
Employee Only	\$0.011
Family Coverage	\$0.026

AD&D Cost Example	Monthly Rate per \$1,000 of Coverage
Coverage Amount	\$250,000
Subtotal (divided by \$1,000)	250
Times Rate*	\$0.011
Monthly Rate	\$2.75
Per Pay Period Cost	\$1.375

* See table above for rate. Example is Employee Only.

Restrictions apply to family members who are also City employees. You are also not permitted to be dually covered within **L**Awell benefits, meaning any City employee is not permitted to be simultaneously covered as both an employee and a dependent under **L**Awell's medical, vision, dental, life, or AD&D coverages. For additional details, see page 59.



Continuing Coverage After Your City Employment Ends

Portability and Conversion: What You Need to Do

If your City employment ends and is not due to retirement, AD&D may be continued for up to two years if you are able to be gainfully employed and, on the date your employment terminates, you must have been continuously insured under the Group Policy for 12 consecutive months. Portable coverage lets you choose group term AD&D insurance up to the amount of your basic and supplemental life coverage combined — to a maximum of \$300,000 — without proof of good health. The minimum amount you may port is \$25,000. Portability rates are different from the Active employee rates.

To select portable coverage or to convert coverage, you must complete and submit a form along with premium payment within **60 days** from the date your employment or dependent coverage ends. Forms are available at keepingLAWell.com, or call **213-978-1655** for more information.



COVID-19 Resources & Information



The Standard has created a resource center to help members better understand their benefit options during employment changes resulting from COVID-19 situations.

For more information:

- Visit standard.com/covid-19.
- Call The Standard at **844-505-6025**.

Disability Coverage

Disability coverage provides replacement income to you in the event of a qualified disability that prevents you from working. **LAWell** provides basic short-term disability (STD) insurance and long-term disability (LTD) insurance to you at no cost. You also have the option to purchase a larger supplemental disability insurance benefit using after-tax dollars. Supplemental coverage pays a higher monthly benefit than basic disability coverage, and pays beyond the 24-month limit (short-term and long-term disability combined) if you remain disabled.



Learn more

For more information about Disability Insurance:

- Visit standard.com/employee-benefits/city-los-angeles.
- Call The Standard at **844-505-6025**.
- Visit keepingLAWell.com for plan information and the insurance policy, or call **833-4LA-WELL**.



Basic and Supplemental Disability Coverage Overview

The overview table below is not intended to provide a detailed description of coverage. Please refer to your Certificate of Insurance for more information, including definitions, exclusions, limitations, and terminating events.

	Benefit*	When Benefits Begin	How Long Can Benefits Last?	Your Cost
Basic Disability Coverage	50%* of your salary, up to a maximum of \$3,460 per month	After all of the following are met: <ul style="list-style-type: none"> • An application for disability is filed; and 	Up to 2 years <ul style="list-style-type: none"> • STD: Your first 180 days of disability • LTD: 1 year + 6 months after you have satisfied the Benefit Waiting Period 	\$0.00 This is a City-paid benefit.
Supplemental Disability Coverage	66-2/3%* of your salary, up to a maximum of \$12,000 per month	<ul style="list-style-type: none"> • All 100% and 75% sick leave is used; and • Benefits are approved. 	Generally, until you are no longer disabled, or age 65, whichever is earlier <ul style="list-style-type: none"> • STD: Your first 180 days of disability • LTD:** Up to maximum benefit age after you have satisfied the Benefit Waiting Period 	Costs are calculated based on your age and your annual salary at the time of enrollment (refer to your Personalized Benefit Statement)***

* Benefits are calculated on your pre-disability earnings and may be reduced by income you receive from other sources. See the “How Benefits Are Calculated” section on page 49.

** LTD benefits last up to 18 months during your entire lifetime for disabilities related to a mental disorder, alcohol use, alcoholism, or drug use or drug addiction.
LTD maximum benefit age may reduce benefit term when a disability benefit begins after age 61.

*** When you have a change in job classification (e.g., due to a promotion), your cost will be adjusted based on your new salary. Generally, cost of living and step increases gained during the year will not adjust your cost until the following plan year.

The Difference Between Sick Leave and Disability

- **Sick Leave** — You accrue hours in your sick bank that you can use under the City’s sick leave policies.
- **Disability** — Disability insurance may replace part of your income if you are disabled because of sickness, injury, or pregnancy. Disability benefits begin when you exhaust your 100% and 75% sick leave banks.





Definition of Disability

For benefits to begin, you must meet one of the following definitions of disability:

- You are required to be totally disabled or partially disabled from your own occupation.
- You are totally disabled from your own occupation if, as a result of physical disease, injury, pregnancy, or mental disorder, you are unable to perform with reasonable continuity the substantial and material acts necessary to pursue your own occupation and you are not working in your own occupation.
- You are partially disabled from your own occupation if you are not totally disabled and you are actually working in your own occupation but, as a result of physical disease, injury, pregnancy, or mental disorder, you are unable to earn 80% or more of your indexed pre-disability earnings.
- For supplemental disability coverage only: After 24 months for which LTD benefits are paid, you are required to be totally disabled or partially disabled from all occupations.

For more details, see your Certificate of Insurance, available at keepingLAWell.com.

How Benefits Are Calculated

Pre-Disability Earnings

Disability benefits are calculated on your pre-disability earnings. Pre-disability earnings are your City base pay, including but not limited to any bonuses or shift differential counted toward your retirement benefit under the Los Angeles City Employees' Retirement System. Any benefits are based on eligible pre-disability earnings on your last full day of active work and will not be adjusted for any later salary increases, including those based on MOU negotiations.

Other Income Sources

Your disability benefits may be reduced by any benefits you receive from other sources, like Workers' Compensation, Social Security, LACERS disability, or another group plan — including the LA City Club plan. If you are receiving other group disability benefits and you have supplemental disability coverage, those other benefits plus your **LAWell** supplemental disability benefits cannot be more than the highest benefit percentage provided by either plan (offset in excess of 80%).

If your disability is work-related and you have filed a Workers' Compensation claim, you should also file a claim with Standard Insurance Company. The Standard will consider your STD claim while a decision is being

made on your Workers' Compensation claim. However, if your Workers' Compensation claim is accepted, compromised, or settled, it is your responsibility to immediately repay Standard Insurance Company for all of the STD benefits received. You may receive LTD benefits following the Benefit Waiting Period. Workers' Compensation benefits would reduce your LTD benefit.

Salary Changes

When you have a change in job classification (e.g., due to a promotion), your supplemental employee disability insurance benefit amount (and your per pay period cost) will be adjusted based on your new salary. Generally, cost of living and step increases gained during the year without a change in job classification will not adjust your supplemental disability insurance benefit amount (or your per pay period cost) until the following plan year.

Requirements to Enroll in Disability Coverage

Active Work Requirement

You must meet the "active at work" definitions of the group policy for your disability insurance to take effect. If you cannot work because of sickness, injury, or pregnancy on the day before your disability coverage (or any coverage increase) becomes effective, your coverage, including any increases, will not become effective until the day after you complete one full day of active work as an eligible employee.

MHS Requirement

In most situations, enrolling in supplemental disability coverage during Open Enrollment will require you to complete a Medical History Statement (MHS). The MHS asks a series of questions (about five) regarding your current and past medical conditions. Once received, Standard Insurance Company will review your statement and determine if any additional information or action is required of you before an approval of coverage determination can be made.

Your Personalized Benefit Statement and your Benefits Central Portal online account at keepingLAWell.com will show the disability coverage options available to you and which of those options may require you to complete an MHS. However, it is your responsibility to review the insurance policy for full MHS requirements. If you enroll in a plan that requires an MHS, you will receive a confirmation statement that gives you a deadline for submitting the MHS. During Open Enrollment, the deadline is March 1st. During a life event, the deadline is typically **60 days** from the date of your confirmation statement. However, you can complete the MHS form online and view the insurance policy at any time at keepingLAWell.com.

You must complete and return the MHS before your submission deadline, and it must be approved by Standard Insurance Company before your coverage can take effect. If your MHS has not been submitted by the deadline, any pending coverage will be removed from your benefits account and the City will send a confirmation statement of this change to you. If the MHS is submitted before your deadline, but Standard Insurance Company requires additional information/action before an approval determination can be made, your coverage will become effective on the date of approval. The City will not make payroll deductions until the insurance company provides a date of approval.

Approval Requirement

Before you can receive disability benefits, Standard Insurance Company reviews your claim to determine if you meet the eligibility requirements and the definition of disability, as well as other requirements to receive benefits under the terms of the group policy. Standard Insurance Company must approve your claim and you must be under the ongoing care of a physician. Please keep in mind that some conditions may not qualify for benefits. Approved LTD benefits may be eligible for waiver of premium.

Filing a Disability Claim

If you have a disabling condition that may use up your 100% and 75% sick leave, contact Standard Insurance Company at **844-505-6025** as early as possible to find out what you will need to do to file a claim for disability benefits.

Generally, you will be provided with a claim package with forms for you, your doctor, and the City to complete — plus an authorization form allowing Standard Insurance Company to contact your doctor for more information. Once Standard Insurance Company receives your completed forms, the review process will begin. Approval may take longer if more information is needed. By starting the process early, you allow yourself time to complete the paperwork and avoid a lengthy gap in income between the time your sick leave ends and the time disability benefits begin.

Taxes and Your Disability Benefits

If you receive short-term disability (STD) benefits, state and/or federal income taxes may not be withheld from your basic disability payment. You will be responsible for paying any taxes owed on these basic benefits.

If you become eligible for long-term disability (LTD) benefits, tax-withholding forms will be sent to you.

Basic disability coverage is fully paid by the City, so any basic disability benefits you receive are taxable at the time they are paid to you under IRS rules.

Supplemental disability coverage benefits are less than 100% taxable. The explanation of benefits you receive with your disability check will reflect the amount of benefits that are considered taxable.

Benefit Exclusions

- LTD benefits are not payable for a disability caused or contributed to by a pre-existing condition until you have been enrolled for coverage for at least 12 months and are actively at work at the end of those 12 months or you have been without treatment for the pre-existing condition for six months. A pre-existing condition is a mental or physical condition causing or contributing to your disability for which you have consulted a doctor, been treated, or taken prescription drugs during the 90 days before coverage takes effect.
- STD benefits will not be paid for any period you are eligible to receive benefits under Workers' Compensation or a similar law. Any STD benefit paid while waiting for Workers' Compensation claim determination is subject to repayment to Standard Insurance Company.
- You cannot receive STD benefits when working for wage or profit for anyone other than the City.
- You are not covered for a short-term or long-term disability caused by or contributed to:
 - By an intentionally self-inflicted injury, while sane or insane; or
 - By war or any act of war whether declared or undeclared, civil or international, and any substantial armed conflict between organized forces of a military nature.
- You are not covered for a long-term disability caused by or contributed to by your committing or attempting to commit an assault or felony or actively participating in a violent disorder or riot (except while performing official duties).

Other Benefits to Consider

Benefit Protection Plan

You are eligible for the Benefit Protection Plan for an approved disability, subject to approval by Standard Insurance Company. This plan allows you to continue any **LAWell** medical, dental, vision, and basic life insurance coverage you had as an active employee for up to two years of your disability. You can also continue coverage for any dependents who are enrolled when you become disabled; however, the City subsidy will only continue at the employee-only level, unless there has been no break in your coverage. You will be required to pay the coverage cost you paid as an active employee, if any, plus any costs for your dependent coverage.

Keep in mind that the Benefit Protection Plan is not for work-related injuries or for individuals who have terminated or retired from City service for any reason.

Disability Retirement

The opportunity to file for disability retirement is limited to individuals who were paid by their employing department within the last 12 months prior to filing. Please contact the Los Angeles City Employees' Retirement System at **800-779-8328** for information regarding disability retirement eligibility. In addition, disability retirement income may cause a reduction in disability benefits from Standard Insurance Company.

Family and Medical Leave (FMLA)

While you are on FMLA, the City may continue to pay your health, vision, and dental subsidies. Contact the Personnel Section of your department or refer to your MOU for more information on FMLA.

Catastrophic Illness Leave Donation Program

If you are a regular full-time or half-time employee and have passed probation, this program allows you to apply for up to 480 hours of leave to be paid at a 40-hour maximum per pay period. You may use the program once during your City career if you have used all of your 100% and 75% sick time and vacation time, as well as all basic and supplemental disability benefits, and you continue to need time off for your own illness or to care for an eligible family member. Contact the Employee Benefits Division at **213-978-1655** for more information. Go to keepingLAWell.com to view the application.

COVID-19 Resources & Information



An employee is eligible to file a disability insurance claim for an illness related to COVID-19. All **LAWell** program members are eligible for the City's base disability insurance benefits or, if elected when hired or during Open Enrollment, supplemental disability coverage — which pays a higher benefit.

If an individual is quarantined as directed by a licensed health care professional or government agency, The Standard will assess a claim for benefits as follows:

- If the individual has been diagnosed with COVID-19 and is unable to work from home, they will remain insured and eligible under the group STD policy.
- If the individual has not been diagnosed and is unable to work from home, they will retain coverage and eligibility under the STD policy should they eventually become disabled.

It's important to remember that under most STD policies, a covered individual must be unable to work, either at their place of employment or from home, and must experience a loss of income to be eligible for STD benefits in all cases.

For more information:

- Visit standard.com/covid-19.
- Call The Standard at **844-505-6025**.



Health and Dependent Care Spending Accounts

Tax-Advantaged Spending Accounts

When you enroll in one of these accounts, you set aside pre-tax dollars from your pay to cover eligible expenses. The City offers the following accounts for tax savings on eligible expenses:

- A **Healthcare Flexible Spending Account (HCFSA)** to reimburse yourself for eligible health care expenses for you and your eligible dependents. Eligible health care expenses include medically necessary expenses that are not covered by any medical, dental, or vision plan.
- A **Dependent Care Reimbursement Account (DCRA)** to reimburse yourself for day care expenses for your eligible dependents. Eligible dependents generally include your dependent children under age 13 and disabled spouses and dependents who are incapable of self-care.



Learn more

For more information about tax-advantaged spending accounts:

- Visit wageworks.com.
- Call WageWorks at **877-924-3967**.
- Visit keepingLAwell.com for plan information and key documents, or call **833-4LA-WELL**.



Requirements to Enroll

You can enroll in the Healthcare Flexible Spending Account and the Dependent Care Reimbursement Account during Open Enrollment. You can only make a change to your account or enroll during the year if you have a qualifying life event. If you want to continue to participate, you must re-enroll each year during Open Enrollment.

Administrative Fee

If you choose to contribute to one of these accounts, a per pay period administrative fee of \$1.50 will automatically be deducted from your paycheck each pay period. Only one administrative fee applies if you contribute to more than one account.

Eligible Health Plan Tax Dependents

IRS rules determine who is an eligible dependent. Under federal tax law, “health plan tax dependent” includes your children (biological, adopted, step-, and foster) through the end of the year in which they turn age 26. It also includes other covered individuals for whom you can claim an

exemption on your federal taxes. In addition, it includes family members — or an unrelated person who lives with you for the entire year — if they receive more than half of their support from you; are a U.S. citizen, resident or national, or a citizen of Mexico or Canada; and are not claimed as a “qualifying child” dependent on anyone else’s tax return. These rules are complex and may require the assistance of your tax advisor.

Estimate Expenses Carefully

It is important to estimate HCFSA and DCRA expenses carefully and set aside only the amount you think you will need while you are contributing to the account during 2021. The funds you deposit must be used by the end of the grace period (March 15, 2022), or you will forfeit any unclaimed balance. Claims for expenses incurred between January 1, 2021 and March 15, 2022 must be filed by April 30, 2022. If you do not file claims by this deadline, you forfeit any money left in your account. This is an Internal Revenue Code rule and the **LAwell** program cannot make exceptions.

The election amounts you make for the HCFSAs or DCRA are valid for contributions made during the 12-month plan year. Changes are not permitted outside of a qualifying life event as approved by the **LAWell** program (see pages 66 – 67 for more on life events). For example, for the DCRA, certain changes to your day care provider or the cost of care may qualify as a qualifying life event, subject to approval of the **LAWell** benefits program. This is an Internal Revenue Code rule and the **LAWell** program cannot make exceptions.

Filing Claims

Generally, you pay eligible health care and dependent care expenses out of your pocket first, then file a claim with documentation of your expenses in order to be reimbursed from your account.

Account	Reimbursement
HCFSAs	You may be reimbursed the full amount of your claim (including tax) when you file a claim for an eligible expense, up to the amount you have chosen to put into your account. This applies even if your account does not yet have enough in it to cover the expense. However, you will be reimbursed only for expenses you have or an eligible family member has while you are contributing to the account.
DCRA	You may be reimbursed for your claim up to the amount in your account at the time of the claim. Any unpaid claims will remain in “pending” status and will be reimbursed as you make additional contributions to your account through payroll deduction.

As long as you file claims regularly, you can receive reimbursement promptly. Generally, you receive a reimbursement check within two weeks for a paper claim or one to two days for an online claim. For claim forms, go to keepingLAWell.com. You can also submit claims and upload receipts online, and pay your provider directly for some services, using the “WageWorks EZ Receipts” mobile application. Download the free mobile app in the [App Store](#) or [Google Play](#).

About the Healthcare Flexible Spending Account (HCFSAs)

Use the HCFSAs to pay for eligible health care expenses that are not covered by any medical, dental, or vision coverage. Generally, eligible health care expenses are claimable only for expenses incurred during the period when you are enrolled in a City-sponsored medical plan. You may use an HCFSAs for health care expenses of:

- Your spouse and any child you claim as a dependent on your tax return.
- Anyone who is your “health plan tax dependent” as defined by the IRS.

How Much You Can Set Aside

You can set aside from \$300 up to \$2,750 (maximum amounts subject to federal law revision) annually in a Healthcare Flexible Spending Account. Your contributions are deducted from your paycheck (pre-tax) each pay period.

Examples of Eligible and Ineligible Expenses

The Healthcare Flexible Spending Account Can Be Used to Pay For:	
<ul style="list-style-type: none"> • Acupuncture • Chiropractic services • Crutches and wheelchairs • Eye exams, eyeglasses • Laser eye surgery • Hearing aids • Lamaze classes • Mental health and substance abuse treatment 	<ul style="list-style-type: none"> • Orthodontia • Copays, coinsurance, and deductibles you pay out of your pocket for medical, prescription drug, dental, and vision care • Over-the-counter medications and insulin • Menstrual products

The Healthcare Flexible Spending Account CANNOT Be Used to Pay For:	
<ul style="list-style-type: none"> • Cosmetic surgery or procedures, including teeth whitening or bleaching • Your biweekly premium contributions for health and dental insurance • Procedures or expenses not medically necessary • Weight loss programs not prescribed by a doctor • Exercise equipment and health club dues not prescribed by a doctor • Nutritional supplements not prescribed by a doctor, such as vitamins taken for general health • Most over-the-counter medications and products without a prescription, such as cosmetics, soaps, and toiletries 	

Estimating Expenses and Tax Savings

To estimate your annual expenses and the tax savings of setting up a Healthcare Flexible Spending Account, go to keepingLAWell.com. As part of the enrollment process, you’ll find links to a calculator for each account.

Go to wageworks.com/employees/support-center/healthcare-fsa-eligible-expenses-table/ to view a searchable list of HCFSAs-eligible expenses.



Healthcare Flexible Spending Accounts (FSAs) and Health Savings Accounts (HSAs)

The **LAWell** program does not offer a high-deductible health plan, and the Healthcare Flexible Spending Account offered through the **LAWell** program is not established as an HSA-compatible option. If you are enrolled in a high-deductible health plan with your spouse/domestic partner, former employer, or other organization and are enrolled (or plan to enroll) in a Health Savings Account (HSA) for 2021, you should consult with your tax advisor before enrolling in **LAWell's** HCFA. Enrolling in an FSA is considered an irrevocable election; see “Estimate Expenses Carefully” for more information.

Debit Card

You will automatically receive a debit card to use for eligible health care expenses at any provider or retailer that accepts debit cards. The debit card is an additional convenience option and is not intended to replace the traditional claim process. Some eligible health care expenses may not be available through the debit card and will only be eligible through filing a traditional claim. There is no debit card option for the Dependent Care Reimbursement Account.

About the Dependent Care Reimbursement Account (DCRA)

You can use a Dependent Care Reimbursement Account for day care expenses you have for your eligible dependents while you and your spouse work or go to school full-time. Your eligible dependents are:

- Children under age 13 you claim as dependents on your tax return.
- Anyone age 13 or older who meets the IRS definition of “health plan tax dependent,” lives with you more than half the year, and is physically or mentally unable to care for themselves. This may include an elderly parent or disabled dependent.

Generally, dependent day care expenses are claimable only on days you work. There are exceptions. For a short absence, such as a minor illness or vacation, day care expenses are claimable if those expenses are paid on a weekly or longer basis. In addition, if you work part-time, expenses are claimable if you are required to pay a fixed rate — such as a full weekly rate — rather than paying for only the time you are working.

To be reimbursed, day care must be provided by a person for whom you can provide a Social Security number or by a day care facility with a Taxpayer Identification Number. Day care provided by any sitter who you or your spouse claims as a dependent on your tax return cannot be reimbursed through your account. This includes day care services provided by your children or stepchildren under age 19. In addition, day care provided by your spouse or former spouse is not eligible for reimbursement.

How Much You Can Set Aside

Generally, you can set aside from \$600 up to \$5,000 (maximum amounts subject to federal law revision) annually. Your contributions come out of your check each pay period. The total amount you can set aside may change depending on your tax filing status and whether your spouse's employer offers a similar Dependent Care Reimbursement Account. If you and your spouse both work, your maximum contribution cannot be more than the income of the lower-paid individual — you or your spouse — and cannot exceed \$5,000.

Based on your tax status...	You can set aside...
If single or married filing jointly	Up to \$5,000
If married filing jointly and your spouse's employer offers a dependent care account	Up to \$5,000 in total to the two accounts
If married filing separate returns	Up to \$2,500

About the DCRA and Taxes

As you consider a DCRA, think about what works best for you — the reimbursement account or the dependent care tax credit provided by federal law. It's important to keep in mind that you cannot take the tax credit for any amounts that are reimbursed through a reimbursement account. In some cases, the tax credit may provide more savings than a reimbursement account. If you have more than one qualifying child, in some cases, you may be able to use the DCRA for some of the expenses and the credit for some of the other expenses; however, you may not use the same expense for both reimbursement from the Account and as qualifying for the credit.

The tax consequences regarding the taxation of child care expenses is complex, so it is strongly recommended that you discuss your taxes with a qualified advisor.

Generally, you may save more on federal taxes using the DCRA in these situations:

- You are eligible for the Earned Income Tax Credit. You are eligible for the credit if you have less than \$3,650 in investment income and your income (or the income of

you and your spouse, if you are married filing jointly) is less than the amount set forth for 2021, depending on the number of your qualifying children. (Note that amounts below relate to the 2020 tax year and will be indexed for 2021 later this year). Taking advantage of the DCRA will lower your income for purposes of the Earned Income Tax Credit and, thus, increase your Earned Income Tax Credit.

Number of Children	Income less than...
1	\$41,756 (\$47,646 if married filing jointly)
2	\$47,440 (\$53,330 if married filing jointly)
3 or more	\$50,594 (\$56,844 if married filing jointly)

- You are single, you file your taxes as head of household, and your household taxable income is approximately \$41,000 or more (assuming one dependent).
- You are married, you file a joint return, and your household taxable income is approximately \$46,000 or more (assuming one dependent).

The figures in the last two bullets are approximate and can vary based on your own tax situation. As mentioned previously, dollar amounts for the Earned Income Tax Credit are based on federal tax law applicable for when you are filing taxes in 2021 for the 2020 tax year, rather than for the 2021 tax year and are adjusted each year to reflect increase in inflation. These are just general guidelines and do not take into account state taxes.

The information provided above is for illustrative purposes only. Because everyone's taxes are different, if you have questions about tax savings, please consult a tax advisor.

Important Deadlines and Restrictions

HCFSAs and DCRA's are not savings accounts. You can use the money you set aside in 2021 only for eligible expenses you have during the 2021 plan year while you are contributing to the account. If you have unused contributions at the end of the plan year, those contributions will not carry forward and will be forfeited.

Also, if you leave your employment with the City midyear — including transfers to the Department of Water and Power (DWP) — you can file HCFSAs and receive reimbursement only for expenses you have up to the date your **LAWell** benefits end, and you will forfeit any additional amount left in your account. For more information on when benefits end, refer to the Life Events section.

You may be able to continue an HCFSAs and/or DCRA under COBRA if your employment ends, with some limitations. Employees who terminate employment, retire, or transfer to DWP and then subsequently return to the City within the same calendar year may have their account re-established based on their prior elections, subject to review and approval by the **LAWell** program and subject to applicable Internal Revenue Code rules.

Terms and Conditions

By enrolling in an **LAWell** Healthcare Flexible Spending Account (HCFSAs) and/or Dependent Care Reimbursement Account (DCRA), you understand that:

- The annual amount you have elected is irrevocable.
- Your per pay period deduction may be adjusted to meet your annual election amount if you miss any payroll contributions during the calendar year.
- The funds you deposit must be used by the end of the grace period (or March 15 of the next calendar year), or you will forfeit any unclaimed balance.
- You have until April 30 to file a claim for expenses.
- You must keep sufficient documentation (such as invoices and receipts) for all expenses, including HCFSAs transactions paid with the debit card, and you will provide documentation when requested.
- The available HCFSAs debit card is an optional convenience, and not all eligible expenses are available to purchase through the debit card. You may still need to file a paper claim in certain expense situations.
- You have read, agree to, and will abide by all HCFSAs and DCRA rules of the **LAWell** program and the City's flexible spending accounts administrator, WageWorks. These full rules are available at keepingLAWell.com and at wageworks.com.



COVID-19 Resources & Information



The Coronavirus Aid, Relief, and Economic Security (CARES) Act has made changes to eligible health care expenses that can be reimbursed by the HCFSAs.

For more information:

- Visit healthequity.com/cares.
- Call WageWorks at **877-924-3967**.

City Subsidy

The City provides a subsidy for your medical, dental, vision, basic disability, and basic life insurance benefits. This subsidy pays for the majority of your insurance premium costs, and demonstrates the City's commitment to you and your family — adding up to a valuable part of your total compensation. However, the subsidy is subject to eligibility (see below).

The employee portion of the premiums, if any, is automatically deducted from your paychecks two times per month. Employees in MOUs 26, 27, 28, 30, 38, 39, and 40 are also subject to an additional premium cost-sharing requirement of 10%.



Learn more

For more information regarding the City's subsidy, your coverage options, and costs, visit keepingLAwell.com or contact the Employee Benefits Division at **213-978-1655**.

Eligibility for the City Subsidy

Your eligibility to receive the City's subsidy for your benefits is evaluated on a biweekly basis (every pay period). **Each and every pay period, full-time employees must have a minimum of 40 compensated hours (such as HW, SK, VC, HO, etc.), and half-time employees must have a minimum of 20 compensated hours.** If you do not have sufficient compensated hours in any given pay period, the City subsidy will not be applied for that pay period. You will be required to pay the full unsubsidized premium for your benefits to continue. A bill for these outstanding benefit costs will be sent to you by the Personnel Department, Direct Billing Section.

Half-Time Employees

Part-time civilian employees categorized as half-time who are members of the Los Angeles City Employees' Retirement System (LACERS) but are not paid **at least** 20 hours per pay period of qualifying hours are **not** eligible for the City subsidy, but may continue **LAwell** benefits through Direct Bill by paying the full cost of premiums.

Employees who are regularly assigned to a work schedule of less than one thousand and forty (1,040) hours in a calendar year, such as individuals in MOU's 03 and 04, must ensure that they have the minimum 20 hours of qualified time each pay period to be eligible for the City subsidy.

State Rate - Workers Compensation

State Rate is not considered an "active" payroll status unless the State Rate is supplemented with at least 40 hours of sick, vacation, or overtime (CTO) in a two-week pay period for full-time employees or 20 hours of compensation in a two-week pay period for half-time employees. If State Rate is supplemented with compensated time, the City will continue to pay the subsidy for benefits.



City Subsidy

Eligibility for LAwell Benefits

Your eligibility for **LAwell** benefits is evaluated on a biweekly basis, each and every pay period. The start date of your coverage varies, depending on your situation.

When do my benefits start?

- Open Enrollment elections for current employees are effective January 1, 2021.
- Newly hired employee elections are effective the date you enroll.
- Employees who return to work from leave have varied benefit start dates; see the “Leaves of Absence” section on page 64.



Learn more

For more information about your eligibility, with the criteria below contact your department’s Human Resources/Personnel Division. To enroll, terminate, or verify dependent coverage, call **833-4LA-WELL**. You may also visit keepingLAwell.com for information and key plan documents.

Eligibility for Full-Time Employees

Regular full-time* civilian City employees, elected officials, and members of the Board of Public Works are eligible for **LAwell** if they meet the following three requirements:

1. They are paid at least 40 hours per pay period of qualifying hours (such as HW, SK, VC, HO, etc.), or the number of hours of qualifying work time specified by their Memorandum of Understanding (MOU); and
2. They are contributing members of the Los Angeles City Employees’ Retirement System (LACERS); or are a Port Police Officer (MOU 27 or 38) or Airport Police Officer (MOUs 30, 39, or 40), and are a member of the Fire & Police Pension System; and
3. Are eligible for membership in one of the employee representation units for which the civilian benefits program (**LAwell** program) has been negotiated in an MOU; **or** are not represented by an employee representation unit.

Eligibility for Half-Time Employees

Regular half-time* civilian employees are eligible for **LAwell** benefits if they meet the following three requirements:

1. They are paid at least 20 hours per pay period of qualifying hours (such as HW, SK, VC, HO, etc.) or the number of hours of qualifying work time specified by their Memorandum of Understanding (MOU); and
2. They are contributing members of the Los Angeles City Employees’ Retirement System (LACERS); or are a Port Police Officer (MOU 27 or 38) or Airport Police Officer (MOUs 30, 39, or 40), and are a member of the Fire & Police Pension System; and
3. Are eligible for membership in one of the employee representation units for which the civilian benefits program (**LAwell** program) has been negotiated in an MOU; or are not represented by an employee representation unit.

Meeting all three of the requirements above is required to receive **LAwell** benefits. Not meeting requirement number one (1) above will result in discontinuation of the City subsidy applied to your LAwell benefits (See City Subsidy eligibility on page 56). Not meeting requirements number two or three (2 or 3) above will result in the termination of your LAwell benefits.

* Full-time, half-time, part-time, and intermittent statuses are determined by the employing department and are recorded on your payroll record. Employees in part-time/intermittent or similar positions are not eligible for **LAwell** benefits. If you change from regular full-time or regular half-time to part-time/ intermittent status, you may not be eligible for **LAwell** benefits, even if you continue to be a member of the Los Angeles City Employees’ Retirement System.

Eligibility for Dependents

If you are eligible for **LAWell** benefits, you can also enroll your eligible family members (your eligible dependents). However, not everyone who lives with you is an eligible dependent.

Before you request enrollment of a dependent, read pages 59-61 to ensure your dependents meet the eligibility criteria, and see Life Events on page 66 to read about when you can enroll eligible dependents.

In addition, you must review your dependent elections and verify that each dependent enrolled — and dependents you add — continue to meet the **LAWell** eligibility criteria at all times. **You must drop coverage for your enrolled dependents within 30 days of the date they no longer meet the City’s eligibility requirements.** If you fail to remove ineligible dependents, you will be required to pay all costs for any benefits that were paid on their behalf, and you may be subject to disciplinary action. Leaving an ineligible dependent on City coverage may be considered fraud.

Dependents Who Are Eligible

Your dependents are eligible if they meet the criteria listed in the table below and you have provided the required documentation to confirm your dependents, as determined by the Employee Benefits Division. Once you have added an eligible dependent, that individual is not entitled to coverage unless the City receives the required documentation of eligibility (e.g., birth certificate, marriage certificate) within **60 days** of your election.

Restrictions apply to family members who are also City employees. **You are also not permitted to be dually covered in LAWell benefits**, meaning any City employee is not permitted to be simultaneously covered as both an employee and a dependent under **LAWell’s** medical, vision, dental, life, or AD&D coverages. See page 69 for more information.

Dependent Type	Age	Eligibility Definition	Documents Required for Verifying Eligibility
Spouse	N/A	Person of the opposite or same sex to whom you are legally married	Marriage certificate
Domestic Partner	N/A	Meet City’s domestic partner eligibility requirements. See Domestic Partnership Information Sheet and Affidavit form at keepingLAWell.com	City of Los Angeles Affidavit of Domestic Partnership, or Declaration of Partnership filed with the California Secretary of State
Biological Child (Natural child)	Up to age 26*	Employee’s married or unmarried child(ren) under age 26	Child’s birth certificate, hospital verification of birth, or court document that verifies your relation to the child (an abstract document is not sufficient in most cases)
Stepchild	Up to age 26*	Employee’s spouse’s married or unmarried child(ren) under age 26	Child’s birth certificate and certificate showing spouse/domestic partner as parent
Adopted child or child placed for adoption	Up to age 26*	Minor or adult child legally adopted by employee, foster child, or child placed for adoption with employee under age 26 (married or unmarried)	Child’s birth certificate and court documentation
Child of Domestic Partner	Up to age 26*	Minor or adult child of employee’s domestic partner under age 26 (married or unmarried)	Child’s birth certificate and City of Los Angeles Domestic Partner Affidavit or Declaration of Partnership filed with the California Secretary of State
Disabled Child	Age 26 and older	Disabled child over the age of 26 who is dependent on you for support and was disabled before age 26. To be eligible, your child must remain unmarried, dependent on you for financial support, and disabled as determined by your health plan.	Birth certificate and disability application from your health plan, completed by your child’s doctor and returned to your health plan for approval each year, or as requested by the insurance company
Child under a legal guardianship	Up to age 26*	Child (unmarried) up to age 26 if you show proof of legal custody	Child’s birth certificate and court documentation
Grandchildren	Up to age 26*	Your grandchildren can be added to the plan if their parent is your child who <ul style="list-style-type: none"> • is under age 19, unmarried, and financially dependent on you or • is age 19-26 and meets the full-time student status, is unmarried, and financially dependent on you If coverage for your child ends, coverage for your grandchildren will end.	Child’s and grandchild’s birth certificates; valid proof of dependent status and/ or full-time student certification for your child

* Eligibility continues up to the end of the month in which your dependent turns age 26.



Dependents Who Are Ineligible

Examples of individuals who are not considered eligible dependents are:

- Your spouse following a divorce
- Someone else’s child (such as your nieces or nephews), unless you have been awarded legal custody or guardianship
- Your parents, parents-in-law, or grandparents, regardless of their IRS dependent status

The following table illustrates some common examples of individuals who are not considered eligible dependents. However, this is not an exhaustive list.

Dependent Type	What Is an Eligible Termination Life Event?	When Coverage Can Terminate	Documents* Required for Verifying Termination (must be submitted within 60 days of reporting)
Spouse	A final divorce	The date you report, as long as the report date is on or after the event date	Signed divorce judgment
	Notes <ul style="list-style-type: none"> • Hiring an attorney to initiate the divorce process does not qualify as a termination life event. • A divorce event will also terminate coverage of any covered stepchild. 		
Domestic Partner (DP)	<ul style="list-style-type: none"> • Terminating your relationship • Marrying your DP 	The date you report, as long as the report date is on or after the event date	<ul style="list-style-type: none"> • City of Los Angeles Termination of Domestic Partnership • Marriage certificate
Child	Turning age 26	Coverage will terminate the end of the month that your child turns 26	None
	Legal change in custody; disabled child age 26 and older is no longer disabled	The date you report, as long as the report date is on or after the event date	Court order or other official documentation
Grandchildren	Your child (parent of grandchild) turns 26	Coverage will terminate the end of the month that your child turns 26	None

* Documents listed serve as examples. Other documents may apply. See page 61 or call **833-4LA-WELL** or email per.empbenefits@lacity.org to ask what documents apply to your specific life event.



Required Documents for Dependent Verification

Documentation is required to verify any enrolled dependents. If you do not provide the required documentation as verification of dependent status, your dependent will be ineligible for coverage. Contact the Benefits Service Center at **833-4LA-WELL** with any questions.

Deadlines for LAwell to Receive Required Documents

If You Added Your Dependent During...	Deadline	Important Considerations
New Hire Enrollment	If you enroll your dependent during the year, documents must be received within 60 days of your election.	If you fail to provide the required documentation to the Personnel Department, Employee Benefits Division by the deadline, your dependent coverage will not take effect. You will not be able to re-enroll your dependent until the next Open Enrollment period or within 30 days of a qualifying life event.
Open Enrollment (October 1 – 31)	If you enroll your dependent who is not currently covered during Open Enrollment (October 1 – 31, 2020), documents must be received by December 10, 2020.	If you fail to provide the required documentation to the Personnel Department, Employee Benefits Division by the deadline, your dependent coverage will not take effect on January 1, 2021 for your added dependent who was enrolled during Open Enrollment. You will not be able to re-enroll your dropped dependent until the next Open Enrollment period or within 30 days of a qualifying life event.
Outside Open Enrollment	If you enroll your dependent during the year, documents must be received within 60 days of the date on the confirmation statement you receive after enrolling the dependent.	If you fail to provide the required documentation to the Personnel Department, Employee Benefits Division by the deadline, your dependent coverage will not take effect. You will not be able to re-enroll your dependent until the next Open Enrollment period or within 30 days of a qualifying life event.



Where to Send Required Documents

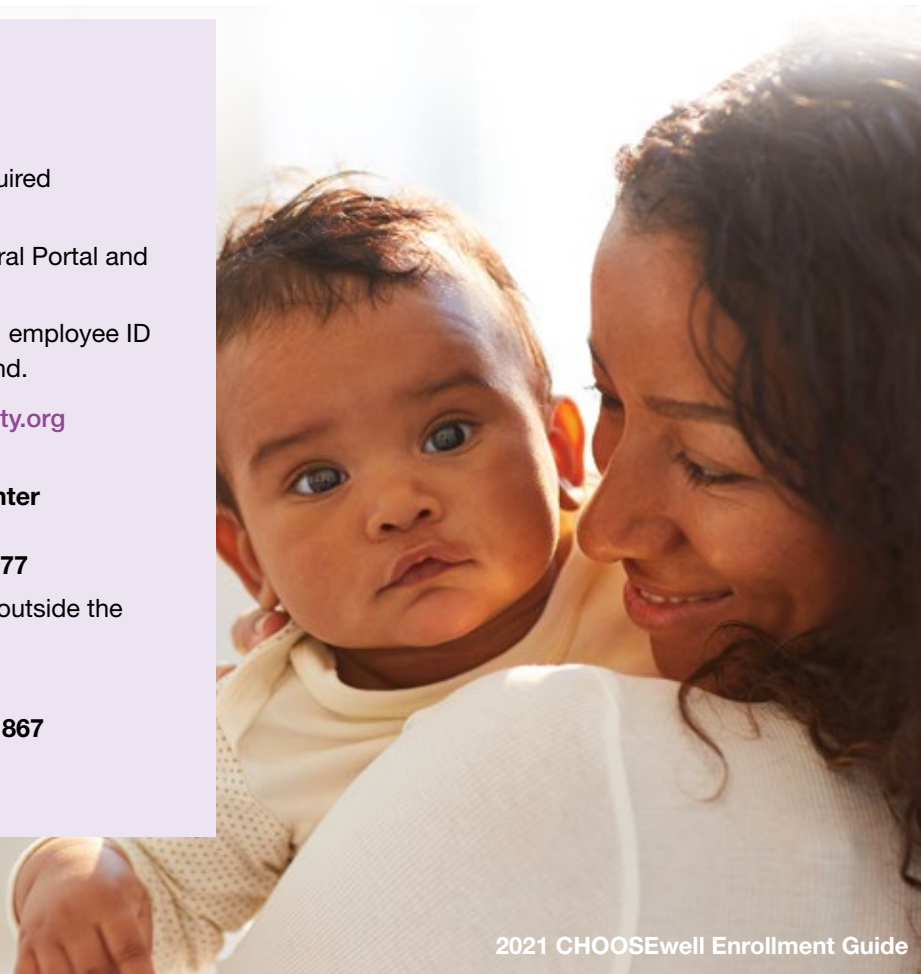
There are several ways to submit required documents:

- **Online:** Log in to the Benefits Central Portal and upload your documents.
- **Email or Fax:** Write your name and employee ID number on each document and send.

Email: per.empbenefits@lacity.org
Fax: 213-978-1623

- **Mail: LAwell Benefits Service Center**
PO Box 530477
St. Petersburg, FL 33747-4077
- **In person:** Deliver to the drop box outside the Employee Benefits Division at:

Los Angeles City Hall
200 N Spring Street, Room 867
Los Angeles, CA 90012



Losing LAwell Eligibility and Continuing LAwell Benefits



If you lose eligibility for the City subsidy (see page 56) through a reduction of hours or a paid or non-paid leave of absence, or you lose eligibility for **LAwell** benefits (see page 58) through termination, retirement, or transfer to DWP, you may be able to continue certain benefits through Direct Bill, COBRA, portability, or conversion.



Learn more

For more information about the rules in this section:

- Visit keepingLAwell.com.
- Call the Employee Benefits Division at **213-978-1655**.

Direct Bill

Employees who are eligible for **LAwell** benefits (page 58) but lose eligibility for the City subsidy (pg 56) may continue their benefits through Direct Bill by paying the full unsubsidized premium. Additionally, employees who do not receive enough compensation through City payroll to pay their share of benefit premiums may also continue their benefits through Direct Bill. The following benefits may be continued:

- Medical Insurance
- Dental Insurance
- Vision Insurance
- Life Insurance (for yourself and your dependents)
- Accidental Death & Dismemberment Disability Insurance

City employees on or off payroll may continue **LAwell** benefits through Direct Bill for a period not to exceed six months. After a continuous six-month period of Direct Billing, employees may continue benefits through COBRA. Direct bills will be sent to you by the Personnel Department, Direct Billing Section. Your payment must be received within **15 days** of the date of the billing letter or benefits may be terminated back to the last date for which premiums were paid.

COBRA

Employees who lose eligibility for **LAWell** benefits (page 58) may continue their benefits through COBRA. The following benefits may be continued:

- Medical Insurance
- Dental Insurance
- Vision Insurance

If you leave the City, and in other special situations, you may be able to continue medical, dental, and vision coverage through COBRA. City employees receiving a COBRA offer pay the full premium cost of the benefit, plus any administration fee. You have **60 days** from the date of COBRA notification to enroll and **45 days** from your enrollment to pay your first premium to the appropriate insurance company. For more information, read page 78 or contact the **LAWell** COBRA Coordinator at **213-978-1655** when you know that you will be leaving City service.

Portability and Conversion

Basic and supplemental life insurance coverage can only continue through portability or conversion. AD&D insurance can only continue through portability. See page 45 for more information on portability and conversion.

Benefits Not Eligible to Continue

The Healthcare Flexible Spending Account (HCFSA), and Dependent Care Reimbursement Account (DCRA) cannot be continued while you are on leave while you are in a non-pay status, or if you lose eligibility for **LAWell** benefits. The HCFSA and DCRA are tax-advantaged spending accounts that provide for deductions to be taken through City payroll. Your ability to use these accounts will end when you terminate employment. You may only use any remaining balance only toward eligible expenses that were incurred up to the last day of your City employment.

Disability coverage cannot be continued if you lose eligibility for **LAWell** benefits. Employees who have submitted a claim prior to losing **LAWell** benefits eligibility may continue to receive disability benefits through the duration of the claim. However, they are not eligible to submit new claims. See page 48 - 51 for more information.



Termination, Transfer to DWP, or Retirement

Termination

When you end your employment with the City, voluntarily or through City action, **your benefits will end the day your employment ends.** You only have one option to continue your benefits — COBRA. COBRA enrollment requires you to pay the full cost of your benefit, plus any COBRA administrative fees.

Transfer to DWP

When you accept and begin employment with the Department of Water and Power (DWP), **your LAwell benefits will end the last day of the month in which you transfer to DWP.** You only have one option to continue your benefits — COBRA. COBRA enrollment requires you to pay the full cost of your benefit, plus any COBRA administrative fees.

Retirement

When you end your employment with the City, due to the start of your retirement benefits through LACERS, **your benefits will end the last day of the month in which you retire.** (A non-LACERS retirement is considered a termination.) You only have one option to continue your benefits — COBRA. COBRA enrollment requires you to pay the full cost of your benefit, plus any COBRA administrative fees.

Leaves of Absence

Rehire and Reinstatement Employees

Employees who terminate City employment, or who otherwise terminate **LAwell** benefits at any time, and subsequently return to City employment in a different plan year, are considered “**Rehire**” employees. Rehired employees will receive a new benefits package in the mail when they become benefit-eligible.* If you do not enroll in **LAwell** benefits by the deadline identified in your benefits package, you will be defaulted into the default coverage identified in your benefits package. **Rehired employees do not have LAwell benefits coverage until they enroll or default into LAwell coverage.** Contact the Employee Benefits Division at **213-978-1655** if you do not receive a benefits package within four to six weeks after returning to work or to confirm your effective date.

Employees who terminate City employment, or who otherwise terminate **LAwell** benefits at any time, and subsequently return to City employment in the same plan year, are considered “**Reinstatement**” employees and will have their former benefits elections reinstated once they become benefits-eligible.* Reinstatement employees will receive a confirmation statement in the mail and will have a period of time to make corrections/changes to their reinstated benefits. **Reinstatement employees do not have LAwell benefits coverage until the LAwell program has determined the effective date.** Log in to your Benefits Central Portal account, or call the Employee Benefits Division at **213-978-1655** to confirm your effective date.

* Returning to City employment in a new job classification will not be considered as new hire employment status for benefits purposes. Benefits enrollment requirements will be reflected as a continued employment.



Leaves of Absence Types

The table below shows various types of leaves of absence and how benefits and the City subsidy may continue for each type.

Type of Leave	What is it?	How can my benefits continue?	Can my City subsidy continue?
Family and Medical Leave	<p>Family and Medical Leave Act (FMLA) is approved protected leave for qualified employees that falls under the provisions of the FMLA.</p> <p>Your department must approve an FMLA absence.</p>	<p>Your benefits can continue through Direct Bill* as long as you are on FMLA status if your approved leave is properly recorded through the City's payroll system.</p>	<p>Yes. City subsidy can continue for any FMLA approved leave, both paid leave and unpaid leave. The maximum duration of City subsidy should not exceed the approved FMLA period, as determined by your department. Generally, this is for a maximum of 9 pay periods** within a 12-month period, regardless of the number of incidents. Please contact your department for further details on your FMLA eligibility.</p>
Disability Leave	<p>An approved leave for a non-work-related disability.</p>	<p>Your benefits can continue through Direct Bill*.</p> <p>If you are receiving a disability benefit from Standard Insurance Company, your eligible benefits can continue through the duration of your disability - while you are still employed - through the Benefits Protection Plan (BPP).</p> <p>If you are receiving a disability benefit through another company, your benefits can continue for a maximum of six consecutive months.</p>	<p>City subsidy can only apply to employees who are part of the Benefits Protection Plan (BPP). For BPP approved employees, the City subsidy will only apply to the employee-only level of coverage, unless there has been no coverage break. See page 50 for more information on the BPP.</p> <p>Employees who do not qualify for BPP will not be eligible for City subsidy.</p>
Workers' Compensation Leave	<p>An approved leave for a work-related injury or illness, and you are receiving injury or disability "IOD" pay through the City's payroll or State Rate from Workers' Compensation.</p>	<p>If you receive IOD pay through City payroll, your benefits can continue through Direct Bill*</p> <p>If you exhaust IOD status and remain on Workers Compensation, your benefits can continue through COBRA*</p>	<p>Only if your approved leave is supplemented with the minimum number of compensated hours:</p> <p>Full-Time: 40 hrs Half-Time: 20 hrs</p>
Military Leave	<p>An approved leave to actively serve in a branch of the military.</p>	<p>Your benefits can continue through Direct Bill*</p>	<p>Eligibility for the City subsidy is based on classification of your approved military leave type, as determined by your personnel division. Military leave types vary. Ask your human resources or personnel division for more information.</p>
Catastrophic Illness Leave	<p>An approved leave that receives donated hours (see "Catastrophic Illness Leave Donation Program" on page 51).</p>	<p>Your benefits can continue through Direct Bill.</p>	<p>City subsidy will only apply for the time you retain the minimum number of compensated hours:</p> <p>Full-Time: 40 hours Half-Time: 20 hours</p>

* See page 62 for Direct Bill information and pages 63 and 78 for COBRA information.

****Exception:** Maternity leave — up to 9 pay periods for childbirth disability and up to an additional 9 pay periods for purposes of bonding. The aggregate period for parents who both work for the City is limited to the time allowed for one employee.



Life Events

A qualifying life event under the **LWell** program is an event change or a family status change, as defined by the **LWell** program, that allows employees to make benefit changes during the year. Without a qualifying life event, employees can only make changes during Open Enrollment or as a newly hired City employee.



Learn more

To report a life event:

- Log in to your Benefits Central Portal account at keepingLWell.com.
- Call the Benefits Service Center at **833-4LA-WELL**.



For questions about life events, contact the Employee Benefits Division at **213-978-1655**.

Life Event Requirements

Life event changes will go into effect the day you report the change **IF** your event meets all requirements **AND** you complete all the requirements detailed below. In compliance with federal rules and **LWell** program requirements, the **LWell** program will determine if your change request is permitted.

1. Report the Change Within 30 Days

All changes must be reported within **30 days** of the life event date in order to be considered for eligibility. Failure to give **LWell** timely notice may cause coverage of a dependent to not start or to end, and may result in your liability to repay the Plan if any benefits are paid to an ineligible person.

In general, changes you can make during a qualifying life event must be consistent with that type of life event change. For example, if you are reporting a divorce life event, you are typically able to only remove your ineligible spouse from the **LWell** benefits for which he/she is currently covered. Making changes to your own **LWell** benefits coverage, or the coverage of another dependent, may not be allowed.

2. Submit Required Documentation

In most cases, supporting documentation will be required within **60 days** of the date on your confirmation statement. If you do not submit required documents by the deadline, any change you made online or by calling the Benefits Service Center will not take effect. See page 61 for more information on how to submit required documentation.

For example, if you add a dependent to your health coverage, you will receive a confirmation statement showing the change you made. If you fail to provide the required documentation within **60 days** of the date on your confirmation statement, that dependent's coverage will not take effect. Any medical, vision, or dental expenses your dependent incurred before the dependent became properly enrolled will be your financial responsibility.





Not All Events Are Qualifying Life Events

The following are examples of situations that are not considered qualifying life events and do not permit you to make midyear changes: promoting or changing jobs/departments; changes to network physicians or facilities; a diagnosis or changes to your or your dependent’s health; or your dependent child attending an out-of-state school.

Reporting a Life Event

Some common life events and their reporting requirements are shown in the table below. This is not an exhaustive list and is subject to change.

Life Event	Report the Life Event within 30 days of the...	Where to Report	Supporting Documents required 60 days from date on Confirmation Statement?
Marriage	...date of the marriage	Online: keepingLAwell.com OR Phone: 833-4LA-WELL	Yes: Marriage Certificate
Domestic Partnership, start or end	...effective date		Yes: L Awell Domestic Partnership Affidavit
Divorce	...date divorce is final		Yes: Signed Divorce Judgment
Additions due to Birth, Adoption, Legal Custody, etc.	...date of birth ...date of legal custody		Yes: Medicare proof
Entitled to or lose eligibility for Medicare	...first day of coverage		Yes: Birth Certificate
Dependent loses non-City or COBRA coverage	...last day of coverage		Yes: Confirmation letter of loss of coverage
Death of a Dependent	...date of the death	Phone Only: 833-4LA-WELL	Yes: Death Certificate
Move outside Medical or Dental plan’s service area	...day you move		May be required: Change of Address
Half-time to Full-time (Employee)		Not Applicable	Depends on benefit change requested
Go on leave (see Direct Bill, page 62), or Return to work after leave		Not Applicable	Depends on benefit change requested

* Documents listed serve as examples. Other documents may apply. See page 61 or call **833-4LA-WELL** or email per.empbenefits@lacity.org to ask what documents apply to your specific life event.

Special Midyear Changes Due to COVID-19

In 2020, the Department of Labor (DOL) and the Internal Revenue Service (IRS) permitted employee-sponsored benefit programs to make specific changes to midyear changes, as follows:

*As part of the nation’s response to the 2019 Novel Coronavirus outbreak (COVID-19), the Department of Labor and the Internal Revenue Service have issued guidance providing additional flexibility to employees in employer-sponsored benefit programs. Under this guidance, the City’s **L**Awell Civilian Employee Benefits Program (**L**Awell program) allows the following midyear election changes (effective June 15, 2020, and continuing for the remainder of 2020 or until the end of the COVID-19 outbreak period as declared by the federal government, whichever comes first).*

An employee normally has thirty days to report a life event (such as a marriage, birth, or loss of dependent coverage) to make a change in coverage. The thirty-day reporting requirement has been temporarily waived. Any employee with a qualifying life event occurring on or after March 1, 2020, may report their qualifying life event and make changes to their benefit options.

*The above guidance expired in 2020. At the time of printing this 2021 CHOOSEwell Enrollment Guide, there has been no additional guidance from the DOL/IRS permitting similar midyear changes for 2021. The rules for life events, as listed previously, remain in effect for 2021. Should the DOL/IRS issue midyear change guidance for 2021, any **L**Awell plan adopted midyear change will be notified to you by mail and through postings at keepingLAwell.com.*

Dependent Coverage Rules for Special Situations

Employees who enroll dependents in violation of the rules in this section, or as otherwise listed in this guide, are considered to be making an improper use of their benefits. The **LAWell** program will have authority to take corrective action to any employee's coverage, or the employee's applicable dependent coverage, if the employee is found to have made an improper use of benefits.



Learn more

For more information regarding this section, contact the Employee Benefits Division at **213-978-1655**.





Disabled Child Over Age 26

You can continue coverage for a disabled child age 26 or older who is dependent on you for support if that child was disabled before age 26. To be eligible, your child must remain unmarried, dependent on you for financial support, and disabled as determined by your medical plan.

You must request a disability certification package or the required application from your medical plan, ask your dependent's primary care physician to complete it, and then return it to your medical plan for review. The Employee Benefits Division must be notified of the medical plan's determination regarding the disabled certification application.

Two LAwell-Eligible City Employees Are Married or Are Domestic Partners

If you are married or domestic partners with another LAwell-eligible City Employee (with or without children):

- **Medical and vision coverage:** You cannot enroll as both an employee and as a dependent of your spouse/domestic partner. If your spouse/domestic partner chooses family coverage, you must choose Cash-in-Lieu and you can be covered as a dependent of your spouse/domestic partner. Only one spouse/domestic partner can cover dependent children.
- **Dental coverage:** Each employee must enroll in his/her own dental plan. Your spouse/domestic partner cannot cover you as a dependent. Only one spouse/domestic partner can cover dependent children.
- **Life insurance coverage:** Each of you can purchase supplemental life insurance as an employee. For Dependent Life, only one of you can purchase dependent life insurance for your spouse/domestic partner and/or child(ren).
- **AD&D insurance coverage:** Each of you can purchase employee only coverage, or only one of you can purchase family coverage.

Two LAwell-Eligible City Employees Have Dependent Children Together

If you have dependent children with another City employee who is not currently your spouse/domestic partner:

- **Medical, dental, and vision coverage:** Only one parent can purchase coverage for your dependent child(ren).
- **Life insurance coverage:** Only one parent can purchase child life insurance for your child(ren).
- **AD&D insurance coverage:** Only one parent can purchase family coverage, or each of you can purchase employee only coverage.

Children Who Are City Employees

Children who are also benefit-eligible employees of the City cannot be covered as both employees and as dependents under their City employee parents. However, they may be beneficiaries of life insurance.



Domestic Partnership

The City of Los Angeles offers domestic partners of City employees, and domestic partners' children, equal access to its employee benefit programs, including medical, dental, and vision plans. To obtain these benefits, you must enroll your dependents during the specified times and provide the required dependent eligibility documentation. Please refer to page 59 for more information on enrolling dependents.



Learn more

For more information regarding this section, including how to register a domestic partner:



- Visit keepingLAwell.com.
- Contact the City's Domestic Partnership coordinator at **213-978-1591**.



State Taxes vs. Federal Taxes

Under California state law, pre-tax dollars can be used to purchase health or dental coverage for a domestic partner and/or their dependents, if your domestic partnership meets eligibility requirements and is registered with the State of California. You must provide a copy of the approved State certificate to receive this tax benefit. The amount the City of Los Angeles pays toward coverage cost will be excluded from your reported State income.

Under federal tax law, pre-tax dollars cannot be used to purchase benefits for a domestic partner or their children. Unless your partner and the partner's children meet an exception, you pay your share of the coverage cost with after-tax dollars. The amount the City pays toward the cost of your domestic partner's coverage will be taxable as regular income on 24 paychecks per year.

The table below shows the dollar value of domestic partner coverage paid by the City that will be reported as additional biweekly **federal** taxable income in 2021:

		Kaiser Permanente HMO		Anthem Plans						Delta Dental
				Narrow Network (Select HMO) Full Network (CACare HMO)		Vivity (LA & Orange Counties HMO)		PPO		
Full-Time Employees										
Coverage Level	Dependent Type	LAwell Plan	LAwell Pay Plan	LAwell Plan	LAwell Pay Plan	LAwell Plan	LAwell Pay Plan	LAwell Plan	LAwell Pay Plan	Preventive, DHMO, PPO
Employee + Domestic Partner (DP) OR Employee + Family	Domestic Partner (DP) Only <u>OR</u> DP + Your Children <u>OR</u> DP + Your Children and DP's Children	\$380.74	\$342.67	\$421.17	\$379.05	\$353.54	\$318.19	\$260.56	\$234.50	\$0.00
	DP + DP's Children	\$507.65	\$456.89	\$473.99	\$426.59	\$471.38	\$424.24	\$260.56	\$234.50	\$0.00
Employee + Child(ren)	DP's Children Only	\$317.28	\$285.56	\$315.89	\$284.30	\$265.15	\$238.64	\$260.56	\$234.50	\$0.00
	Your Children + DP's Children	\$0.00	\$0.00	\$0.00	\$0.00	\$0.00	\$0.00	\$0.00	\$0.00	\$0.00
Half-Time Employees										
Coverage Level	Dependent Type	LAwell Plan	LAwell Pay Plan	LAwell Plan	LAwell Pay Plan	LAwell Plan	LAwell Pay Plan	LAwell Plan	LAwell Pay Plan	Preventive, DHMO, PPO
Emp + DP OR Emp + Family	All DP dependent types	\$0.00	\$0.00	\$0.00	\$0.00	\$22.67	\$20.40	\$0.00	\$0.00	\$0.00
Employee + Child(ren)	DP's Children Only	\$0.00	\$0.00	\$0.00	\$0.00	\$22.67	\$20.40	\$0.00	\$0.00	\$0.00
	Your Children + DP's Children	\$0.00	\$0.00	\$0.00	\$0.00	\$0.00	\$0.00	\$0.00	\$0.00	\$0.00



Important Legal Notices

Medicare Notice of Creditable Coverage Reminder

If you or your eligible dependents are currently Medicare eligible, or will become Medicare eligible during the next 12 months, you need to be sure that you understand whether the prescription drug coverage that you elect under the Medical Plan options available to you are or are not creditable with (as valuable as) Medicare's prescription drug coverage.

To find out whether the prescription drug coverage under the medical plan options offered by the City are or are not creditable, you should review the Plan's Medicare Part D Notice of Creditable Coverage available on page 82.

Binding Arbitration

Anthem Narrow Network (Select HMO), Anthem Full Network (CACare HMO), Anthem Vivity (LA & Orange Counties) HMO, Anthem PPO (Prudent Buyer), and Kaiser Permanente HMO health plans use binding arbitration to settle disputes, including benefit claims, medical malpractice claims and disputes relating to the delivery of service under the plan. It is understood that any dispute as to medical malpractice, that is as to whether any medical services rendered by the health care providers were unnecessary or unauthorized or were improperly, negligently or incompetently rendered, will be determined by submission to arbitration as provided by California law and not by a lawsuit or resort to court process except as California law provides for judicial review of arbitration proceedings. Both you and the health care provider agree to give up your/their constitutional right to have any such dispute decided in a court of law before a jury, and instead accept the use of arbitration, except as otherwise required by law.

It is further understood that this agreement to arbitrate shall apply and extend to any dispute for medical malpractice relating to the delivery of service under the plan, and to any claims in tort, contract or otherwise, between the individuals seeking services under the plan, whether referred to as a member, subscriber, dependent, enrollee, or otherwise (whether a minor or adult), or the heirs-at-law or personal representatives of any such individual(s), as the case may be, and the health plan (including any of their agents, successors- or predecessors-in-interest, employees, or providers).

NOTICE: BY ENROLLING IN A HEALTH CARE PLAN, YOU ARE AGREEING TO HAVE ANY ISSUE OF MEDICAL MALPRACTICE DECIDED BY NEUTRAL

ARBITRATION AND YOU ARE GIVING UP YOUR RIGHTS TO A JURY OR COURT TRIAL AND TO ASSERT OR PARTICIPATE IN A CLASS ACTION. (Such enrollment serves as your electronic signature for agreement to the above provisions for the purposes of California Health and Safety Code Section 1361.1 and Code of Civil Procedure Section 1295.)

Women's Health and Cancer Rights Act

As required by federal law, for individuals receiving mastectomy-related benefits, all **LAWell** medical plan options will provide coverage in a manner determined in consultation with the attending physician and the patient for all stages of reconstructive surgery of the breast on which the mastectomy was performed, surgery and reconstruction of the other breast to produce a symmetrical appearance, as well as prostheses and treatment of any physical complications of the surgery, including lymphedema. These services are covered in the same way as other surgery and services under each option. For questions about mastectomy-related benefits, contact your medical plan (see your ID card).

About Hospital Stays for Mothers and Newborns

Medical plans generally may not, under federal law, restrict benefits for any hospital length of stay in connection with childbirth for the mother or newborn child to less than 48 hours following a vaginal delivery, or less than 96 hours following a cesarean section (C-section). However, federal law generally does not prohibit the plan from paying for a shorter stay when the mother's or newborn's attending provider, after consulting with the mother, discharges the

mother or newborn earlier than 48 hours (or 96 hours as applicable). Also, under federal law, plans may not set the level of benefits or out-of-pocket costs so that any later portion of the 48-hour (or 96-hour) stay is treated in a manner less favorable to the mother or newborn than any earlier portion of the stay. In any case, plans may not, under federal law, require that a provider obtain authorization from the plan for prescribing a length of stay not in excess of 48 hours (or 96 hours). However, to use certain providers or facilities, or to reduce your out-of-pocket costs, you may be required to obtain precertification. For information on precertification for a length of stay longer than 48 hours for vaginal birth or 96 hours for C-section, contact your medical plan to precertify the extended stay (see your ID card).

Privacy and Your Health Coverage

The privacy rules under the Health Insurance Portability and Accountability Act (HIPAA) require that the health care services you receive under the **LAWell** plan comply with privacy rules and periodically remind you about the availability of the privacy notice and how to obtain that notice. These rules are intended to protect your personal health information from being inappropriately used and disclosed. The rules also give you additional rights concerning control of your own health care information.

The **LAWell** privacy notice explains your rights and the plan's legal duties with respect to personal health information and how the **LAWell** plan may use or disclose your personal health information. To obtain a copy of the **LAWell** privacy notice or for any questions about the plan's privacy policies, please contact the plan's Privacy Officer in the Employee Benefits Division at **213-978-1655**. You can also go online to keepingLAWell.com.

Personal Physician Designations and OB/GYN Visits in the Anthem Blue Cross HMOs

The Anthem Blue Cross HMOs generally require the designation of a Personal Physician. You have the right to designate any Personal Physician who participates in the particular HMO network and who is available to accept you or your family members. Until you make this designation, Anthem Blue Cross designates one for you.

You do not need prior authorization from the Anthem Blue Cross HMO or from any other person (including a Personal Physician) in order to obtain access to obstetrical or gynecological care from a healthcare professional in the network who specializes in obstetrics

or gynecology. The health care professional, however, may be required to comply with certain procedures, including obtaining prior authorization for certain services, following a pre-approved treatment plan, or procedures for making referrals.

For information on how to select a Personal Physician, and for a list of the participating Personal Physician and health care professionals who specialize in obstetrics or gynecology, contact Anthem at **844-497-5954**.

Designation of a Primary Care Provider (PCP) and Direct Access to OB/GYN Providers

The Anthem PPO and Kaiser HMO medical plans offered by **LAWell** do not require the selection or designation of a primary care provider (PCP). You have the ability to visit any in-network (or non-network) health care provider; however, payment by the Plan may be less for the use of a non-network provider. To locate an in-network provider, contact your medical plan.

You also do not need prior authorization from the Plan or from any other person (including a primary care provider) in order to obtain access to obstetrical or gynecological care from a health care professional who specializes in obstetrics or gynecology. The health care professional, however, may be required to comply with certain procedures, including obtaining prior authorization for certain services, following a pre-approved treatment plan, or procedures for making referrals. For a list of participating health care professionals who specialize in obstetrics or gynecology (OB/GYN), contact the medical plan.



Premium Assistance Under Medicaid and the Children’s Health Insurance Program (CHIP)

If you or your children are eligible for Medicaid or CHIP and you’re eligible for health coverage from your employer, your state may have a premium assistance program that can help pay for coverage, using funds from their Medicaid or CHIP programs. If you or your children aren’t eligible for Medicaid or CHIP, you won’t be eligible for these premium assistance programs but you may be able to buy individual insurance coverage through the Health Insurance Marketplace. For more information, visit healthcare.gov.

If you or your dependents are already enrolled in Medicaid or CHIP and you live in a state listed below, contact your state Medicaid or CHIP office to find out if premium assistance is available.

If you or your dependents are NOT currently enrolled in Medicaid or CHIP, and you think you or any of your dependents might be eligible for either of these programs, contact your state Medicaid or CHIP office, call **877-KIDS-NOW**, or visit insurekidsnow.gov to find out how to apply. If you qualify, ask your state if it has a program that might help you pay the premiums for an employer-sponsored plan.

If you or your dependents are eligible for premium assistance under Medicaid or CHIP, as well as eligible under your employer plan, your employer must allow you to enroll in your employer plan if you aren’t already enrolled. This is called a “special enrollment” opportunity, and you must request coverage within **60 days** of being determined eligible for premium assistance. If you have questions about enrolling in your employer plan, contact the Department of Labor at askebsa.dol.gov or call **1-866-444-EBSA (3272)**.

If you live in one of the following states, you may be eligible for assistance paying your employer health plan premiums. The following list of states is current as of January 31, 2020. Contact your state for more information on eligibility.

<p>ALABAMA – Medicaid Website: myalhipp.com Phone: 1-855-692-5447</p>	<p>INDIANA – Medicaid Healthy Indiana Plan for low-income adults 19-64 Website: in.gov/fssa/hip Phone: 1-877-438-4479 All other Medicaid Website: indianamedicaid.com Phone 1-800-403-0864</p>
<p>ALASKA – Medicaid The AK Health Insurance Premium Payment Program Website: myakhipp.com Phone: 1-866-251-4861 Email: CustomerService@MyAKHIPP.com Medicaid Eligibility: dhss.alaska.gov/dpa/Pages/medicaid/default.aspx</p>	<p>IOWA – Medicaid and CPHP (Hawki) Medicaid Website: dhs.iowa.gov/ime/members Medicaid Phone: 1-800-338-8366 Hawki Website: dhs.iowa.gov/Hawki Hawki Phone: 1-800-257-8563</p>
<p>ARKANSAS – Medicaid Website: myarhipp.com Phone: 1-855-MyARHIPP (855-692-7447)</p>	<p>KANSAS – Medicaid Website: kdheks.gov/hcf/default.htm Phone: 1-800-792-4884</p>
<p>CALIFORNIA – Medicaid Website: https://www.dhcs.ca.gov/services/Pages/TPLRD_CAU_cont.aspx Phone: 1-800-541-5555</p>	<p>KENTUCKY – Medicaid Kentucky Integrated Health Insurance Premium Payment Program (KI-HIPP) Website: chfs.ky.gov/agencies/dms/member/Pages/kihipp.aspx Phone: 1-855-459-6328 Email: KIHIPPPROGRAM@ky.gov KCHIP Website: kidshealth.ky.gov/Pages/index.aspx Phone: 1-877-524-4718 Kentucky Medicaid Website: chfs.ky.gov</p>
<p>COLORADO – Health First Colorado (Colorado’s Medicaid Program) & Child Health Plan Plus (CHP+) Health First Colorado Website: healthfirstcolorado.com Health First Colorado Member Contact Center: 1-800-221-3943/ State Relay 711 CHP+ Website: colorado.gov/pacific/hcpf/child-health-plan-plus CHP+ Customer Service: 1-800-359-1991/ State Relay 711</p>	<p>LOUISIANA – Medicaid Website: medicaid.la.gov or ldh.la.gov/lahipp Phone: 1-888-342-6207 (Medicaid hotline) or 1-855-618-5488 (LaHIPP)</p>
<p>FLORIDA – Medicaid Website: https://www.insurekidsnow.gov/coverage/fl/index.html Phone: 1-877-357-3268</p>	<p>MAINE – Medicaid Website: maine.gov/dhhs/ofi/public-assistance/index.html Phone: 1-800-442-6003 TTY: Maine relay 711</p>
<p>GEORGIA – Medicaid Website: medicaid.georgia.gov/health-insurance-premium-payment-program-hipp Phone: 678-564-1162 ext 2131</p>	



<p>MASSACHUSETTS – Medicaid and CHIP Website: mass.gov/eohhs/gov/departments/masshealth Phone: 1-800-862-4840</p>
<p>MINNESOTA – Medicaid Website: mn.gov/dhs/people-we-serve/children-and-families/health-care/health-care-programs/programs-and-services/medical-assistance.jsp Phone: 1-800-657-3739</p>
<p>MISSOURI – Medicaid Website: dss.mo.gov/mhd/participants/pages/hipp.htm Phone: 573-751-2005</p>
<p>MONTANA – Medicaid Website: dphhs.mt.gov/MontanaHealthcarePrograms/HIPP Phone: 1-800-694-3084</p>
<p>NEBRASKA – Medicaid Website: ACCESSNebraska.ne.gov Phone: (855) 632-7633 Lincoln: (402) 473-7000 Omaha: (402) 595-1178</p>
<p>NEVADA – Medicaid Medicaid Website: dhcfp.nv.gov Medicaid Phone: 1-800-992-0900</p>
<p>NEW HAMPSHIRE – Medicaid Website: dhhs.nh.gov/oii/hipp.htm Phone: 603-271-5218 Toll free number for the HIPP program: 1-800-852-3345, ext 5218</p>
<p>NEW JERSEY – Medicaid and CHIP Medicaid Website: state.nj.us/humanservices/dmahs/clients/medicaid Medicaid Phone: 609-631-2392 CHIP Website: http://www.njfamilycare.org/default.aspx CHIP Phone: 1-800-701-0710</p>
<p>NEW YORK – Medicaid Website: health.ny.gov/health_care/medicaid Phone: 1-800-541-2831</p>
<p>NORTH CAROLINA – Medicaid Website: medicaid.ncdhhs.gov/ Phone: 919-855-4100</p>
<p>NORTH DAKOTA – Medicaid Website: nd.gov/dhs/services/medicalserv/medicaid Phone: 1-844-854-4825</p>
<p>OKLAHOMA – Medicaid and CHIP Website: insureoklahoma.org Phone: 1-888-365-3742</p>
<p>OREGON – Medicaid Website: healthcare.oregon.gov/Pages/index.aspx or oregonhealthcare.gov/index-es.html Phone: 1-800-699-9075</p>
<p>PENNSYLVANIA – Medicaid Website: dhs.pa.gov/providers/Providers/Pages/Medical/HIPP-Program.aspx Phone: 1-800-692-7462</p>
<p>RHODE ISLAND – Medicaid Website: eohhs.ri.gov Phone: 855-697-4347, or 401-462-0311 (Direct Rlte Share Line)</p>
<p>SOUTH CAROLINA – Medicaid Website: scdhhs.gov Phone: 1-888-549-0820</p>
<p>SOUTH DAKOTA - Medicaid Website: dss.sd.gov Phone: 1-888-828-0059</p>
<p>TEXAS – Medicaid Website: gethipptexas.com Phone: 1-800-440-0493</p>

<p>UTAH – Medicaid and CHIP Medicaid Website: medicaid.utah.gov CHIP Website: health.utah.gov/chip Phone: 1-877-543-7669</p>
<p>VERMONT– Medicaid Website: greenmountaincare.org Phone: 1-800-250-8427</p>
<p>VIRGINIA – Medicaid and CHIP Website: coverva.org/hipp Medicaid Phone: 1-800-432-5924 CHIP Phone: 1-855-242-8282</p>
<p>WASHINGTON – Medicaid Website: hca.wa.gov Phone: 1-800-562-3022</p>
<p>WEST VIRGINIA – Medicaid Website: mywvhipp.com Toll-free phone: 1-855-MyWVHIPP (1-855-699-8447)</p>
<p>WISCONSIN – Medicaid and CHIP Website: dhs.wisconsin.gov/publications/p1/p10095.pdf Phone: 1-800-362-3002</p>
<p>WYOMING – Medicaid Website: wyequalitycare.acs-inc.com Phone: 307-777-7531</p>

To see if any other states have added a premium assistance program since January 31, 2020, or for more information on special enrollment rights, contact either:

U.S. Department of Labor
 Employee Benefits Security Administration
dol.gov/agencies/ebsa
 1-866-444-EBSA (3272)

U.S. Department of Health and Human Services
 Centers for Medicare & Medicaid Services
cms.hhs.gov
 1-877-267-2323, Menu Option 4, Ext. 61565

California residents may also be eligible for premium assistance. Contact the California Department of Health Care Services' voluntary Health Insurance Premium Payment (HIPP) program by email at HIPP@dhcs.ca.gov or by fax at 916-440-5677, or visit https://www.dhcs.ca.gov/services/Pages/TPLRD_CAU_cont.aspx.

Other California Premium Assistance Resources:

- Medi-Cal Website: dhcs.ca.gov
- Medi-Cal Phone: 800-541-5555
- CHIP Website: <https://www.insurekidsnow.gov/coverage/ca/index.html>
- CHIP Phone: 877-KIDS-NOW (877-543-7669)

Paperwork Reduction Act Statement

According to the Paperwork Reduction Act of 1995 (Pub. L. 104-13) (PRA), no persons are required to respond to a collection of information unless such collection displays a valid Office of Management and Budget (OMB) control number. The Department notes that a Federal agency cannot conduct or sponsor a collection of information unless it is approved by OMB under the PRA, and displays a currently valid OMB control number, and the public is not required to respond to a collection of information unless it displays a currently valid OMB control number. See 44 U.S.C. 3507. Also, notwithstanding any other provisions of law, no person shall be subject to penalty for failing to comply with a collection of information if the collection of information does not display a currently valid OMB control number. See 44 U.S.C. 3512.

The public reporting burden for this collection of information is estimated to average approximately seven minutes per respondent. Interested parties are encouraged to send comments regarding the burden estimate or any other aspect of this collection of information, including suggestions for reducing this burden, to the U.S. Department of Labor, Employee Benefits Security Administration, Office of Policy and Research, Attention: PRA Clearance Officer, 200 Constitution Avenue, N.W., Room N-5718, Washington, DC 20210 or email ebbsa.opr@dol.gov and reference the OMB Control Number 1210-0137.0137.

Health Insurance Marketplace

New Health Insurance Marketplace Coverage Options and Your Health Coverage.

PART A: General Information

When key parts of the health care law take effect in 2014, there will be a new way to buy health insurance: the Health Insurance Marketplace. To assist you as you evaluate options for you and your family, this notice provides some basic information about the new Marketplace and employment-based health coverage offered by your employer.

What Is the Health Insurance Marketplace?

The Marketplace is designed to help you find health insurance that meets your needs and fits your budget. The Marketplace offers “one-stop shopping” to find and compare private health insurance options. You may also be eligible for a new kind of tax credit that lowers your monthly premium right away. Open enrollment for health insurance coverage through the Marketplace begins in October 2013 for coverage starting as early as January 1, 2014.

Can I Save Money on My Health Insurance Premiums in the Marketplace?

You may qualify to save money and lower your monthly premium, but only if your employer does not offer coverage, or offers coverage that doesn't meet certain standards. The savings on your premium that you're eligible for depends on your household income.

Does Employer Health Coverage Affect Eligibility for Premium Savings Through the Marketplace?

Yes. If you have an offer of health coverage from your employer that meets certain standards, you will not be eligible for a tax credit through the Marketplace and may wish to enroll in your employer's health plan. However, you may be eligible for a tax credit that lowers your monthly premium, or a reduction in certain cost-sharing if your employer does not offer coverage to you at all or does not offer coverage that meets certain standards. If the cost of a plan from your employer that would cover you (and not any other members of your family) is more than 9.5% of your household income for the year, or if the coverage your employer provides does not meet the “minimum value” standard set by the Affordable Care Act, you may be eligible for a tax credit.¹

Note: If you purchase a health plan through the Marketplace instead of accepting health coverage offered by your employer, then you may lose the employer contribution (if any) to the employer-offered coverage. Also, this employer contribution – as well as your employee contribution to employer-offered coverage – is often excluded from income for Federal and State income tax purposes. Your payments for coverage through the Marketplace are made on an after-tax basis.

How Can I Get More Information?

For more information about your coverage offered by your employer, please check your summary plan description or contact the Benefits Service Center at **833-4LA-WELL** or keepingLAwell.com.

The Marketplace can help you evaluate your coverage options, including your eligibility for coverage through the Marketplace and its cost. Please visit HealthCare.gov or CoveredCa.com for more information, including an online application for health insurance coverage and contact information for a Health Insurance Marketplace in your area.

¹ An employer-sponsored health plan meets the “minimum value standard” if the plan's share of the total allowed benefit costs covered by the plan is no less than 60% of such costs.

California Healthcare Mandate (CHM)



Under the CHM, everyone is required to have medical coverage or pay a tax penalty; some exemptions apply. This is called the personal healthcare mandate. If you enroll in **LAWell** medical benefits, you meet the personal healthcare mandate. If you plan to enroll in coverage through another plan, it's a good idea to confirm that other coverage meets CHM requirements for the personal healthcare mandate.

To learn more, visit www.ftb.ca.gov/about-ftb/newsroom.

PART B: Information About Health Coverage Offered by Your Employer

This section contains information about any health coverage offered by your employer. If you decide to complete an application for coverage in the Marketplace, you will be asked to provide this information. This information is numbered to correspond to the Marketplace application.

3. Employer name City of Los Angeles		4. Employer Identification Number (EIN) 95-6000735	
5. Employer address 200 N Spring Street, Room 867		6. Employer phone number 800-778-2133	
7. City Los Angeles		8. State CA	9. ZIP code 90012
10. Who can we contact about employee health coverage at this job? Employee Benefits Division			
11. Phone number (if different from above) 213-978-1655		12. Email address Per.empbenefits@lacity.org	

Here is some basic information about health coverage offered by this employer:

- As your employer, we offer a health plan to:
 - All employees. Eligible employees are:
 - Some employees. Eligible employees are: Full-time, Permanent, Half-Time, and Temporary Employees who work qualifying hours
- With respect to dependents:
 - We do offer coverage. Eligible dependents are: Spouse, Domestic Partners, and Children
 - We do not offer coverage.
 - If checked, this coverage meets the minimum value standard, and the cost of this coverage to you is intended to be affordable, based on employee wages.

** Even if your employer intends your coverage to be affordable, you may still be eligible for a premium discount through the Marketplace. The Marketplace will use your household income, along with other factors, to determine whether you may be eligible for a premium discount. If, for example, your wages vary from week to week (perhaps you are an hourly employee or you work on a commission basis), if you are newly employed mid-year, or if you have

other income losses, you may still qualify for a premium discount.

If you decide to shop for coverage in the Marketplace, HealthCare.gov or CoveredCa.com will guide you through the process. Above is the employer information you'll enter when you visit HealthCare.gov or CoveredCa.com to find out if you can get a tax credit to lower your monthly premiums.



Important Information About Your COBRA Continuation Coverage Rights

What is continuation coverage?

Federal law requires that most group health plans (including this Plan) give employees and their families the opportunity to continue their health care (medical and dental) coverage at their own cost when there is a “qualifying event” that would result in a loss of coverage. Continuation coverage is the same coverage that the Plan gives to other participants or beneficiaries under the Plan who are not receiving continuation coverage. Each “qualified beneficiary” who elects COBRA continuation coverage will have the same rights under the Plan as other participants or beneficiaries covered under the Plan, including open enrollment and special enrollment rights.

Who are the qualified beneficiaries?

A qualified beneficiary is an individual who was covered by a group health plan on the day before a qualifying event occurred that caused him or her to lose coverage. Depending on the type of qualifying event, qualified beneficiaries can include an employee or former employee, the covered employee’s spouse or former spouse, and the covered employee’s dependent child(ren).

Are there other coverage options besides COBRA continuation coverage?

Yes. There may be other coverage options for you and your family through the Health Insurance Marketplace, a federal program providing resources enabling eligible citizens to find, compare, and buy private health insurance. A “qualifying event” that results in a loss of coverage provides a “special enrollment” period that allows you **60 days** to enroll in an insurance plan on the Marketplace; otherwise, you must wait until regular Open Enrollment. You may be eligible for a tax credit that lowers your monthly premiums and cost-sharing reductions (including your out-of-pocket costs for deductibles, coinsurance, and copays), and you can see what your premium, deductibles, and out-of-pocket costs will be before you make a decision to enroll. You can access the Marketplace at [HealthCare.gov](https://www.healthcare.gov). You may also be eligible for Medicaid, or other group health plan coverage options (such as a spouse’s plan) through what is called a “special enrollment period,” or through private health insurance exchanges. Legal residents of the State of California who do not have health insurance from their employer or another government program may be eligible to purchase health insurance through the State of California’s Health Insurance Marketplace called “Covered California.”

For more information, please visit [CoveredCA.com](https://www.CoveredCA.com) or call **800-300-1506**. Some of these options may cost less than COBRA continuation coverage.

If you elect COBRA continuation coverage, when will your coverage begin and how long will the coverage last?

If elected, COBRA continuation coverage will begin retroactively to the date of loss of coverage. In the case of a loss of coverage due to end of employment or reduction in hours of employment, coverage generally may be continued for 18 months. In the case of loss of coverage due to an employee’s death, divorce or legal separation, the employee’s becoming entitled to Medicare benefits or a dependent child ceasing to be a dependent under the terms of the Plan, coverage may be continued for 36 months. When the qualifying event is the end of employment or reduction of the employee’s hours of employment, and the employee became entitled to Medicare benefits less than 18 months before the qualifying event, COBRA continuation coverage for qualified beneficiaries other than the employee lasts until 36 months after the date of Medicare entitlement. This notice shows the maximum period of continuation coverage available to the qualified beneficiaries.

Continuation coverage will be terminated before the end of the maximum period if:

- Any required premium is not paid in full on time,
- A qualified beneficiary first becomes covered, after electing continuation coverage, under another group health plan,
- A qualified beneficiary first becomes entitled to Medicare benefits (under Part A, Part B, or both) after electing continuation coverage, or
- The employer ceases to provide any group health plan for its employees.

Continuation coverage may also be terminated for any reason the Plan would terminate coverage of a participant or beneficiary not receiving continuation coverage (such as fraud).

How can you extend the length of COBRA continuation coverage?

If you elect continuation coverage, an extension of the maximum period of coverage may be available if a qualified beneficiary is disabled or a second qualifying event occurs. You must notify your medical and/or dental plan of a disability or a second qualifying event in order to extend the period of continuation coverage. Failure to provide notice of a disability or second qualifying event (see additional information on page 67) may affect the right to extend the period of continuation coverage.



Disability

An 11-month extension of coverage may be available to the entire family of qualified beneficiaries enrolled in COBRA if any one of the qualified beneficiaries is determined under the Social Security Act (SSA) to be disabled. The disability has to have started at some time on or before the 60th day of COBRA continuation coverage and must last at least until the end of the 18-month period of continuation coverage. Each qualified beneficiary who has elected continuation coverage will be entitled to the 11-month disability extension, for a maximum of 29 months, if one of them qualifies. If the qualified beneficiary is determined to no longer be disabled under the SSA, you must notify the Plan of that fact within **30 days** after that determination.

Second Qualifying Event

An 18-month extension of coverage, for a maximum of 36 months, will be available to spouses and dependent children who elect continuation coverage if a second qualifying event occurs during the first 18 months of continuation coverage. Such second qualifying events may include the death of a covered employee, divorce or legal separation from the covered employee, the covered employee's becoming entitled to Medicare benefits (under Part A, Part B, or both), or a dependent child's ceasing to be eligible for coverage as a dependent under the Plan. These events can be a second qualifying event only if they would have caused the spouse or dependent child to lose coverage under the Plan if the first qualifying event had not occurred. You must notify the Plan within **60 days** after a second qualifying event occurs if you want to extend your continuation coverage. For more information about extending the length of COBRA continuation coverage, visit <https://www.dol.gov/agencies/ebsa/laws-and-regulations/laws/cobra>.

How can you elect COBRA continuation coverage?

To elect continuation coverage, you must complete the Election Form and furnish it according to the directions on the form. Each qualified beneficiary may independently elect continuation coverage. For example, the employee's spouse may elect continuation coverage even if the employee does not. A parent may elect to continue coverage on behalf of any dependent children. The employee or the employee's spouse may elect continuation coverage on behalf of any or all of the qualified beneficiaries.

In considering whether to elect continuation coverage, you should take into account that you have special enrollment rights under federal law. You have the right to request special enrollment in another group health plan for

which you are otherwise eligible (such as a plan sponsored by your spouse's employer) within **30 days** after your group health coverage ends. You also have special enrollment rights to enroll in the Health Insurance Marketplace within **60 days** after your group health coverage ends. You will also have the same special enrollment right at the end of continuation coverage if you get continuation coverage for the maximum time available to you.

How much does COBRA continuation coverage cost?

Generally, each qualified beneficiary may be required to pay the entire cost of continuation coverage. The amount a qualified beneficiary may be required to pay may not exceed 102% (or, in the case of an extension of continuation coverage due to a disability, 150%) of the cost to the group health plan (including both employer and employee contributions) for coverage of a similarly situated plan participant or beneficiary who is not receiving continuation coverage. The required payment for each continuation coverage period for each option is described in your personalized notice.

When and how must payment for COBRA continuation coverage be made?

You will be billed by your medical/dental plans for your first payment and all periodic payments for continuation coverage. If you elect continuation coverage, you do not need to send any payment with the Election Form.

First payment for continuation coverage

You must make your first payment for continuation coverage no later than **45 days** after the date of your election (this is the date the Election Notice is post-marked, if mailed), or you will lose all continuation coverage rights under the Plan. You are responsible for making sure that the amount of your first payment is correct. You should contact your medical/dental plans to confirm the correct amount of your first payment since you will be paying retroactively to the date you lost coverage.

Periodic payments for continuation coverage

After you make your first payment for continuation coverage, you will be required to make periodic payments for each subsequent coverage period. The periodic payments can be made on a monthly basis. If you make a periodic payment on or before the first day of the coverage period to which it applies, your coverage under the Plan will continue for that coverage period without any break.

Grace periods for periodic payments

Although periodic payments are due on the dates shown above, you will be given a grace period of **30 days** after the first day of the coverage period to make each periodic payment. Your continuation coverage will be provided for each coverage period as long as payment for that coverage period is made before the end of the grace period for that payment.

If you fail to make a periodic payment before the end of the grace period for that coverage period, you will lose all rights to continuation coverage under the Plan.

For more information

This notice does not fully describe continuation coverage or other rights under the Plan. More information about continuation coverage and your rights under the Plan is available through your insurance carrier(s). If you have any questions concerning the information in this notice or your rights to coverage, you should contact your insurance carrier(s).

For more information about health insurance options available through the Health Insurance Marketplace, and to locate assistance in your area who you can talk to about the different options, visit HealthCare.gov or CoveredCA.com.

CalCOBRA Coverage for Medical Benefits Only

In certain circumstances, a COBRA qualified beneficiary may continue coverage under Cal-COBRA after federal COBRA coverage is exhausted. You are not eligible for Cal-COBRA if you have Medicare, you have or get coverage under another group health plan, or you are eligible for or covered under federal COBRA. If you are entitled to elect Cal-COBRA coverage, you will be notified by the insurance company. You can add eligible family members to your Cal-COBRA. You may have to pay the whole cost of the Cal-COBRA coverage you elect. For more information on Cal-COBRA, contact your medical insurance company.

Keep Your Plan Informed of Address Changes

In order to protect your and your family's rights, you should keep your department, the Personnel Department/Employee Benefits Division and your insurance carrier(s) informed of any changes to your address and the addresses of family members. You should also keep a copy, for your records, of any notices you send to your insurance carrier(s).

To update your address with the City, please contact your department's HR section and complete a Form 41 change. Contact your insurance company to update your address with them as well.

Availability of Summary of Benefits and Coverage (SBC)

LAWell offers a series of medical plan options. To help you make an informed choice, and as required by law, the plan and insurance companies make available a Summary of Benefits and Coverage (SBC), which summarizes important information about each medical plan option in a standard format, to help you compare across options. The SBC summarizes and compares important information including what is covered, what you need to pay for various benefits, what is not covered, and where to get answers to questions. SBC documents are updated when there is a change to the benefits information displayed on an SBC.

The most current SBC documents for the **LAWell** medical plan options are available online at keepingLAWell.com, or contact the Benefits Service Center at **833-4LA-WELL** to get a free copy.

To request special enrollment or obtain more information, contact the Benefits Service Center at **833-4LA-WELL**, Monday – Friday, 8:00 a.m. to 5:00 p.m.

Important Reminder to Provide the Plan with the Taxpayer Identification Number (TIN) or Social Security Number (SSN) of Each Enrollee in a Health Plan

Employers are required by law to collect the taxpayer identification number (TIN) or social security number (SSN) of each medical plan participant and provide that number on reports that will be provided to the IRS each year. Employers are required to make at least two consecutive attempts to gather missing TINs/SSNs.

If a dependent does not yet have a social security number, you can go to this website to complete a form to request an SSN: <http://www.socialsecurity.gov/online/ss-5.pdf>. Applying for a social security number is FREE.

The SSN will also be used to help fulfill mandatory reporting requirements to the Centers for Medicare and Medicaid (CMS) for the purposes of permitting Medicare to coordinate benefits for individuals enrolled in both an employer-sponsored medical plan and Medicare.

If you have not yet provided the social security number (or other TIN) for each of your dependents that you have enrolled in the health plan, please contact the Benefits Service Center at **833-4LA-WELL**, Monday – Friday, 8:00 a.m. to 5:00 p.m.

Notice Regarding the Wellness Program

The LIVEwell Wellness Program is a voluntary wellness program available to all employees and is designed to **promote health or prevent disease**. The program is administered according to federal rules permitting employer-sponsored wellness programs that seek to improve employee health or prevent disease, including the Americans with Disabilities Act of 1990, the Genetic Information Nondiscrimination Act of 2008, and the Health Insurance Portability and Accountability Act, as applicable, among others.

If you choose to participate in the LIVEwell Wellness Program, you will be asked to complete a biometric screening, which will include a blood test for cholesterol and blood glucose levels, among other things. You are not required to participate in the blood test or other medical examinations.

The results from your biometric screening will be used to provide you with information to help you understand your current health and potential risks. You also are encouraged to share your results or concerns with your own doctor.

Protections from Disclosure of Medical Information

We are required by law to maintain the privacy and security of your personally identifiable health information.

Information collected from Wellness Program participants will only be received by your employer in aggregate form. Although the Wellness Program and the City may use aggregate information it collects to design a program based on identified health risks in the workplace, LIVEwell will never disclose any of your personal information either publicly or to the employer, except as necessary to respond to a request from you for a reasonable accommodation needed to participate in the Wellness Program, or as expressly permitted by law. Medical information that personally identifies you that is provided in connection with the Wellness Program will not be provided to your supervisors or managers and may never be used to make decisions regarding your employment.

Your health information will not be sold, exchanged, transferred, or otherwise disclosed except to the extent permitted by law to carry out specific activities related to the Wellness Program, and you will not be asked or required to waive the confidentiality of your health information as a condition of participating in the Wellness Program or receiving an incentive. Anyone who receives your information for purposes of providing you services

as part of the Wellness Program will abide by the same confidentiality requirements. The only individual(s) who will receive your personally identifiable health information is a health coach in order to provide you with services under the Wellness Program.

In addition, all medical information obtained through the Wellness Program will be maintained separate from your personnel records, information stored electronically will be encrypted, and no information you provide as part of the Wellness Program will be used in making any employment decision. Appropriate precautions will be taken by the City to avoid any data breach, and in the event a data breach occurs involving information you provide in connection with the Wellness Program, we will notify you immediately.

You may not be discriminated against in employment because of the medical information you provide as part of participating in the Wellness Program, nor may you be subjected to retaliation if you choose not to participate. If you have questions or concerns regarding this notice, or about protections against discrimination and retaliation, please contact the Benefits Service Center at **833-4LA-WELL**.



Important Notice from the City of Los Angeles for LAwell-Eligible Employees and Dependents About Prescription Drug Coverage for People Who Are Already Medicare-Eligible or May Become Medicare-Eligible During 2021

Medicare and the City

If you are an active City employee with **LAwell** benefits, please note the following:

- If you have enough service credits, you will receive Medicare Part A at age 65 at no cost. You will be contacted by Social Security and will receive a Medicare ID card. At this time you may be asked if you would like to enroll in Medicare Part B, C and/or D. If you are not retired or planning to retire at or around age 65, you may not want to purchase Medicare since you have City benefits.
- To prevent errors in coverage and payments, we recommend that you do not enroll in Medicare Part B or Part D as long as you have City of Los Angeles **LAwell** benefits (active employee coverage). When you are planning to retire, please contact LACERS at **800-779-8328** so that they can help you sign up for Medicare and to ensure you do not experience a lapse in coverage. As long as you had the City's creditable active employee coverage beginning from the time you became eligible for Medicare (for most people, age 65) through the date your Medicare enrollment becomes effective (typically after age 65), you will not be charged a late-enrollment penalty for signing up after becoming eligible.
- If you do decide to enroll in Medicare as an active employee and you also retain your enrollment with **LAwell** coverage, it is important that you remember to use your Medicare coverage as a secondary insurance provider. Medicare will not pay primary insurer costs for individuals with dual coverage.
- If you have already signed up for Medicare and also have **LAwell** coverage, please inform your doctor(s) so that there are no issues with payments. Some doctors do not accept Medicare patients. When you are filling out your claim information, please provide the Employee Benefits Division address as your work location. Do not provide the address of your actual work location or that of your department's administrative office.
- The federal government does not recognize domestic partners as eligible dependents. Domestic partners being covered under **LAwell** benefits will receive a penalty for

late enrollment in Medicare if they do not sign up when they become eligible. Domestic partners should consider enrolling in Medicare when they become eligible.

Important Notice from the City of Los Angeles About Your Prescription Drug Coverage and Medicare

Please read this notice carefully and keep it where you can find it. This notice has information about your current prescription drug coverage with the City of Los Angeles and about your options under Medicare's prescription drug coverage. This information can help you decide whether or not you want to join a Medicare drug plan. If you are considering joining, you should compare your current coverage, including which drugs are covered at what cost, with the coverage and costs of the plans offering Medicare prescription drug coverage in your area. Information about where you can get help to make decisions about your prescription drug coverage is at the end of this notice.

There are two important things you need to know about your current coverage and Medicare's prescription drug coverage:

1. Medicare prescription drug coverage became available in 2006 to everyone with Medicare. You can get this coverage if you join a Medicare Prescription Drug Plan or join a Medicare Advantage Plan (like an HMO or PPO) that offers prescription drug coverage. All Medicare drug plans provide at least a standard level of coverage set by Medicare. Some plans may also offer more coverage for a higher monthly premium.
2. The City of Los Angeles has determined that the prescription drug coverage offered by the Anthem Vivity HMO (LA & Orange Counties), Anthem Narrow Network (Select HMO), Anthem Full Network (CA Care), Anthem PPO, and Kaiser Permanente HMO, is **creditable**, meaning that, on average for all plan participants, it is expected to pay out as much as standard Medicare prescription drug coverage pays and is therefore, considered creditable coverage. Because your existing medical plan coverage is creditable coverage, you can keep this coverage and not pay a higher premium (a penalty) if you later decide to join a Medicare drug plan.

When Can You Join a Medicare Drug Plan?

You can join a Medicare drug plan when you first become eligible for Medicare and each year from October 15 to December 7.

However, if you lose your current creditable prescription drug coverage, through no fault of your own, you will also be eligible for a two (2) month Special Enrollment Period (SEP) to join a Medicare drug plan.

What Happens to Your Current Coverage if You Decide to Join a Medicare Drug Plan?

If you decide to join a Medicare drug plan, your current City of Los Angeles medical plan coverage will not be affected.

Having dual prescription drug coverage under the City's Plan and Medicare means that the City's Plan will coordinate its drug payments with Medicare, as follows:

- For Medicare-eligible active employees and their Medicare-eligible dependents, the group health plan pays primary and Medicare Part D coverage pays secondary.

Note that you may not drop just the prescription drug coverage under one of the City's Plans. That is because prescription drug coverage is part of the entire medical plan.

Note that each Medicare prescription drug plan (PDP) may differ. Compare coverage, such as:

- PDPs may have different premium amounts;
- PDPs cover different brand-name drugs at different costs to you;
- PDPs may have different prescription drug deductibles and different drug copays;
- PDPs may have different networks for retail pharmacies and mail order services.

If you do decide to join a Medicare drug plan and drop your current City of Los Angeles medical plan coverage, be aware that you and your dependents will be able to get this coverage back at the next Open Enrollment time if you remain an active employee or have a midyear qualifying life event allowing you to make a change.

When Will You Pay a Higher Premium (Penalty) to Join a Medicare Drug Plan?

You should also know that if you drop or lose your current coverage with the City and don't join a Medicare drug plan within 63 continuous days after your current coverage ends, you may pay a higher premium (a penalty) to join a Medicare drug plan later.

If you go 63 continuous days or longer without creditable prescription drug coverage, your monthly premium may go up by at least 1% of the Medicare base beneficiary premium per month for every month that you did not have that coverage. For example, if you go 19 months without creditable coverage, your premium may consistently be at least 19% higher than the Medicare base beneficiary premium. You may have to pay this higher premium (a penalty) as long as you have Medicare prescription drug coverage. In addition, you may have to wait until the following October to join.

For More Information About This Notice or Your Current Prescription Drug Coverage...

Contact the Employee Benefits Division at **213-978-1655**.

NOTE: You'll get this notice each year. You will also get it before the next period you can join a Medicare drug plan, and if this coverage through the City of Los Angeles, Personnel Department changes. You also may request a copy of this notice at any time.

For More Information About Your Options Under Medicare Prescription Drug Coverage...

More detailed information about Medicare plans that offer prescription drug coverage is in the "Medicare & You" handbook. You'll get a copy of the handbook in the mail every year from Medicare. You may also be contacted directly by Medicare drug plans.

For more information about Medicare prescription drug coverage:

- Visit [medicare.gov](https://www.medicare.gov).
- Call your State Health Insurance Assistance Program (see the inside back cover of your copy of the "Medicare & You" handbook for their telephone number) for personalized help. Call Medicare at **800-MEDICARE (800-633-4227)**. TTY users should call **877-486-2048**.

If you have limited income and resources, extra help paying for Medicare prescription drug coverage is available. For information about this extra help, visit Social Security on the web at [socialsecurity.gov](https://www.socialsecurity.gov), or call them at **800-772-1213 (TTY 800-325-0778)**.

Remember: Keep this Creditable Coverage notice. If you decide to join one of the Medicare drug plans, you may be required to provide a copy of this notice when you join to show whether or not you have maintained creditable coverage and, therefore, whether or not you are required to pay a higher premium (a penalty).



Terms and Conditions

The Terms and Conditions of the **LAWell** program are subject to change without notice and are provided in their entirety at keepingLAWell.com. To complete your enrollment, you must provide any required paperwork to the **LAWell** Benefits Service Center at **PO Box 534077, St. Petersburg, FL 33747-4077** or to the Personnel Department, Employee Benefits Division **within 60 days of the date on the confirmation statement** you receive after enrolling.

By enrolling in **LAWell** benefits, you have read, agreed to, and will abide by the full Terms and Conditions for **LAWell** program members as follows:

- Making changes to your elections and dependent information requires you to provide an electronic signature of the choices you enter. If you prefer not to make changes electronically, call the Benefits Service Center for assistance at **833-4LA-WELL (833-452-9355)**, Monday – Friday, 8:00 a.m. to 5:00 p.m. (For TDD or TTY service, call **800-735-2922**.)
- If you decide to make changes electronically, completion of an event will serve as your consent.
- If you are required to complete any forms, like a Cash-In-Lieu Affidavit or Affidavit of Domestic Partnership, be sure to return your forms by the deadline on your confirmation statement. You can find forms at keepingLAWell.com.
- You agree that your information, and the information you provided for your eligible dependents, is true and accurate to the best of your knowledge.
- Your enrollment, and the enrollment of any of your dependents, is conditional and may require further action. Any required documentation to complete your or your dependents' enrollment, such as birth certificates or **LAWell** affidavits, must be submitted to the **LAWell** program by the deadline on your confirmation statement. Failure to comply with these required actions will result in the cancellation of your conditional coverage, and any expenses incurred after coverage is canceled, including expenses incurred before your cancellation notice, will be your responsibility.
- Only the dependent relationships identified by the **LAWell** program are permissible eligible dependents, and they can only be added/removed to **LAWell** coverage as specified by the **LAWell** program rules or by specific court order.
- You must drop coverage for any enrolled dependents within **30 days** of the date they lose eligibility (e.g., within 30 days of a divorce). If you fail to remove ineligible dependents, or otherwise fraudulently obtain **LAWell** program benefits for yourself or your dependents, you will be required to pay all costs for any benefits that were paid on their behalf; you will have your coverage retroactively terminated; and at the sole discretion of the City of Los Angeles, you may be subject to disciplinary action.
- You will not be able to re-enroll your dropped dependents until the next Open Enrollment period or within 30 days of another qualifying life event.
- Your eligibility for **LAWell** benefits is evaluated on a biweekly basis per pay period as outlined in the CHOOSEwell Enrollment Guide and on keepingLAWell.com. Not meeting eligibility requirements in any pay period will result in either 1) the discontinuation of the City subsidy applied to your **LAWell** benefits or 2) the termination of your **LAWell** benefits.
- Dual **LAWell** coverage by **LAWell** employees in a relationship with or as a parent of another **LAWell** employee is not permissible.

By enrolling in an **LAWell** health plan, you consent to binding arbitration as follows:

Anthem Narrow Network (Select HMO), Anthem Full Network (CACare HMO), Anthem Vivity (LA & Orange Counties) HMO, Anthem PPO (Prudent Buyer), and Kaiser Permanente HMO health plans use binding arbitration to settle disputes, including benefit claims, medical malpractice claims and disputes relating to the delivery of service under the plan. It is understood that any dispute as to medical malpractice, that is as to whether any medical services rendered by the health care providers were unnecessary or unauthorized or were improperly, negligently or incompetently rendered, will be determined by submission to arbitration as provided by California law and not by a lawsuit or resort to court process except as California law provides for judicial review of arbitration proceedings. Both you and the health care provider agree to give up your/their constitutional right to have any such dispute decided in a court of law before a jury, and instead accept the use of arbitration, except as otherwise required by law.

It is further understood that this agreement to arbitrate shall apply and extend to any dispute for medical malpractice relating to the delivery of service under the plan, and to any claims in tort, contract or otherwise, between the individuals seeking services under the plan, whether referred to as a member, subscriber, dependent, enrollee, or otherwise (whether a minor or adult), or the heirs-at-law or personal representatives of any such individual(s), as the case may be, and the health plan (including any of their agents, successors- or predecessors-in-interest, employees, or providers).

NOTICE: BY ENROLLING IN A HEALTH CARE PLAN, YOU ARE AGREEING TO HAVE ANY ISSUE OF MEDICAL MALPRACTICE DECIDED BY NEUTRAL ARBITRATION AND YOU ARE GIVING UP YOUR RIGHTS TO A JURY OR COURT TRIAL AND TO ASSERT OR PARTICIPATE IN A CLASS ACTION. (Such enrollment serves as your electronic signature for agreement to the above provisions for the purposes of California Health and Safety Code Section 1361.1 and Code of Civil Procedure Section 1295.)

Open Enrollment 2021	2	2021 LAwell Plan Premiums	22
Why Should You CHOOSEwell?	2	LAwell Plan	22
Top five things you should know about Open Enrollment:	2	LAwell Pay Plan	23
Your Detailed Enrollment Checklist	3	COVID-19 Resources & Information	24
Important Dates	3	Care While Traveling	25
Your Enrollment Resources	3	Care for Dependents Who Do Not Live with You	25
Table of Contents	4	Health and Wellbeing	26
Benefit Overview	6	Cash-in-Lieu Option	27
What's New for 2021	6	Coverage Eligible for Cash-in-Lieu	27
Benefit Options and Costs	7	Coverage NOT Eligible for Cash-in-Lieu	27
Online Open Enrollment	8	How to Enroll in Cash-in-Lieu	27
Online Account Registration	8	Additional First-Time Enrollment Rules	27
Easy-to-Use Navigation	9	Dental Coverage	28
Making Your 2021 Choices Online	9	Your Dental Plan Choices	28
Make Enrollment Elections Online	10	Dental Plan Coverage Comparisons	29
Start Your Open Enrollment Event	10	Dental Plan Highlights	29
Add Your LAwell Eligible Dependents	10	Dental Benefit Highlights	30
Complete Your Enrollment	10	Dental Plan Costs	31
Submit Documentation	11	Premium Costs	31
Medical Coverage or Cash-in-Lieu	12	2021 Dental Plan Premiums	31
Your Medical Plan Choices	12	Out-of-Pocket Costs	32
Medical Plans	12	Reasonable and Customary (R&C)	32
Cash-in-Lieu Option	12	The Delta Dental Network	32
Understanding HMOs and PPOs	13	COVID-19 Resources & Information	33
HMOs	13	Managing Your Delta Dental Online Account	33
PPOs	13	Vision Coverage	34
Medical Plan Coverage Comparisons	14	Vision Coverage Levels	34
Benefit Highlights	14	Dual Vision Coverage	34
Accessing Care	16	Vision Plan Costs	34
Mental Health and Substance Abuse Treatment Highlights	18	The EyeMed Network	34
Prescription Drug Coverage Highlights	19	Network Providers	34
Medical Plan Costs	20	Out-of-Network Providers	34
Premium Costs	20	Annual Benefit Details	35
Out-of-Pocket Costs	21	Eyeglasses & Contacts Benefit	36
Managing Your Medical Plan Online Account	21		



Retinal Imaging Benefit	36	Claiming AD&D Benefits	46
Diabetic Eye Care Benefit	36	Additional Benefit Payout Rules	46
COVID-19 Resources & Information	36	AD&D Family Coverage	47
Managing Your EyeMed Online Account.	36	AD&D Coverage Costs	47
How EyeMed Benefits Work with Medical Plan Vision Benefits	37	Continuing Coverage After Your City Employment Ends	47
Support Plus	38	Portability and Conversion: What You Need to Do	47
Employee and Family Assistance Program	38	COVID-19 Resources & Information	47
Counseling	38	Disability Coverage	48
Additional EFAP Resources	38	Basic and Supplemental Disability Coverage Overview	48
Benefits for All Employees and Their Family Members.	39	Definition of Disability	49
COVID-19 Resources & Information	39	How Benefits Are Calculated	49
Life Insurance	40	Pre-Disability Earnings	49
Requirements to Enroll in Life Insurance Coverage	40	Other Income Sources	49
Active Work Requirement	40	Salary Changes	49
Medical History Statement Requirement	40	Requirements to Enroll in Disability Coverage	49
Employee Life Insurance.	41	Active Work Requirement	49
Basic Life Insurance	41	MHS Requirement.	49
Supplemental Life Insurance (optional).	41	Approval Requirement.	50
Reductions Based on Age.	42	Filing a Disability Claim	50
Travel Assistance.	42	Taxes and Your Disability Benefits	50
Designating a Beneficiary	42	Benefit Exclusions.	50
Claims Process	43	Other Benefits to Consider	50
Accelerated Benefit	43	Benefit Protection Plan	50
Funeral Planning Services.	43	Disability Retirement	51
Dependent Life Insurance	43	Family and Medical Leave (FMLA)	51
Spouse/Domestic Partner Life Insurance	43	Catastrophic Illness Leave Donation Program	51
Child Life Insurance.	44	COVID-19 Resources & Information	51
Continuing Coverage After Your City Employment Ends	45	Health and Dependent Care Spending Accounts.	52
Portability	45	Tax-Advantaged Spending Accounts	52
Conversion	45	Requirements to Enroll	52
What You Need to Do	45	Eligible Health Plan Tax Dependents	52
COVID-19 Resources & Information	45	Estimate Expenses Carefully.	52
Accidental Death & Dismemberment (AD&D) Insurance	46	Administrative Fee.	52
Requirements to Enroll in AD&D Coverage	46	Filing Claims	53
Active Work Requirement	46	About the Healthcare Flexible Spending Account (HCFSA)	53
Reductions Based on Age.	46	How Much You Can Set Aside	53

Examples of Eligible and Ineligible Expenses	53	Life Events	66
Estimating Expenses and Tax Savings	53	Life Event Requirements	66
Debit Card	54	Not All Events Are Qualifying Life Events	67
About the Dependent Care Reimbursement Account (DCRA)	54	Reporting a Life Event	67
How Much You Can Set Aside	54	Special Midyear Changes Due to COVID-19	67
About the DCRA and Taxes	54	Dependent Coverage Rules for Special Situations	68
Healthcare Flexible Spending Accounts (FSAs) and Health Savings Accounts (HSAs)	54	Disabled Child Over Age 26	69
Important Deadlines and Restrictions	55	Two LAwell-Eligible City Employees Are Married or Are Domestic Partners	69
Terms and Conditions	55	Two LAwell-Eligible City Employees Have Dependent Children Together	69
COVID-19 Resources & Information	55	Children Who Are City Employees	69
City Subsidy	56	Domestic Partnership	70
Eligibility for the City Subsidy	56	State Taxes vs. Federal Taxes	71
Half-Time employees	56	Important Legal Notices	72
State Rate - Workers Compensation	56	Binding Arbitration	72
Eligibility for LAwell Benefits	58	Women’s Health and Cancer Rights Act	72
Eligibility for Full-Time Employees	58	About Hospital Stays for Mothers and Newborns	72
Eligibility for Half-Time Employees	58	Privacy and Your Health Coverage	73
When do my benefits start?	58	Personal Physician Designations and OB/GYN Visits in the Anthem Blue Cross HMOs	73
Eligibility for Dependents	59	Designation of a Primary Care Provider (PCP) and Direct Access to OB/GYN Providers	73
Dependents Who Are Eligible	59	Paperwork Reduction Act Statement	76
Dependents Who Are Ineligible	60	Health Insurance Marketplace	76
Required Documents for Dependent Verification	61	PART A: General Information	76
Deadlines for LAwell to Receive Required Documents	61	PART B: Information About Health Coverage Offered by Your Employer	77
Where to Send Required Documents	61	Important Information About Your COBRA Continuation Coverage Rights	78
Losing LAwell Eligibility and Continuing LAwell Benefits	62	What is continuation coverage?	78
Direct Bill	62	Who are the qualified beneficiaries?	78
COBRA	63	Are there other coverage options besides COBRA continuation coverage?	78
Portability and Conversion	63	If you elect COBRA continuation coverage, when will your coverage begin and how long will the coverage last?	78
Benefits Not Eligible to Continue	63	How can you extend the length of COBRA continuation coverage?	78
Termination, Transfer to DWP, or Retirement	64	Disability	79
Termination	64		
Transfer to DWP	64		
Retirement	64		
Leaves of Absence	64		
Rehire and Reinstatement Employees	64		
Leaves of Absence Types	65		



Second Qualifying Event	79	Long-Term Care Insurance	94
How can you elect COBRA continuation coverage?	79	About Long-Term Care	94
How much does COBRA continuation coverage cost?	79	Will You Need Long-Term Care?	95
When and how must payment for COBRA continuation coverage be made?	79	Where to Buy Long-Term Care Insurance	95
For more information	80	Important Websites and Phone Numbers	96
CalCOBRA Coverage for Medical Benefits Only	80		
Keep Your Plan Informed of Address Changes	80		
Availability of Summary of Benefits and Coverage (SBC)	80		
Important Reminder to Provide the Plan with the Taxpayer Identification Number (TIN) or Social Security Number (SSN) of Each Enrollee in a Health Plan	80		
Notice Regarding the Wellness Program	81		
Protections from Disclosure of Medical Information	81		
Important Notice from the City of Los Angeles for LAwell-Eligible Employees and Dependents About Prescription Drug Coverage for People Who Are Already Medicare-Eligible or May Become Medicare-Eligible During 2021	82		
Medicare and the City	82		
Important Notice from the City of Los Angeles About Your Prescription Drug Coverage and Medicare	82		
When Can You Join a Medicare Drug Plan?	82		
What Happens to Your Current Coverage if You Decide to Join a Medicare Drug Plan?	83		
When Will You Pay a Higher Premium (Penalty) to Join a Medicare Drug Plan?	83		
For More Information About This Notice or Your Current Prescription Drug Coverage...	83		
For More Information About Your Options Under Medicare Prescription Drug Coverage...	83		
Terms and Conditions	84		
Index	85		
Other City Benefits	89		
Deferred Compensation Plan	89		
Why Should I Consider Joining?	89		
COMMUTEwell	90		
Transit (TSA) and Parking (PSA) Spending Accounts	90		
TSA and PSA Terms and Conditions	91		
LIVEwell	92		
LIVEwell.la Personal Wellness Account	92		
Create Your LIVEwell.la Wellness Account	93		

Other City Benefits

Deferred Compensation Plan

The City of Los Angeles Deferred Compensation Plan plays a vital role in creating your future retirement income security. This voluntary retirement savings plan supplements benefits available to you through your primary City retirement plan.



Learn more

To enroll today or learn more about the plan:

- Visit the Plan website at LA457.com.
- Call **844-523-2457**.
- Visit the Plan Service Center located in the Employee Benefits Division, Room 867, City Hall, Monday through Friday from 8:00 a.m. to 4:00 p.m.

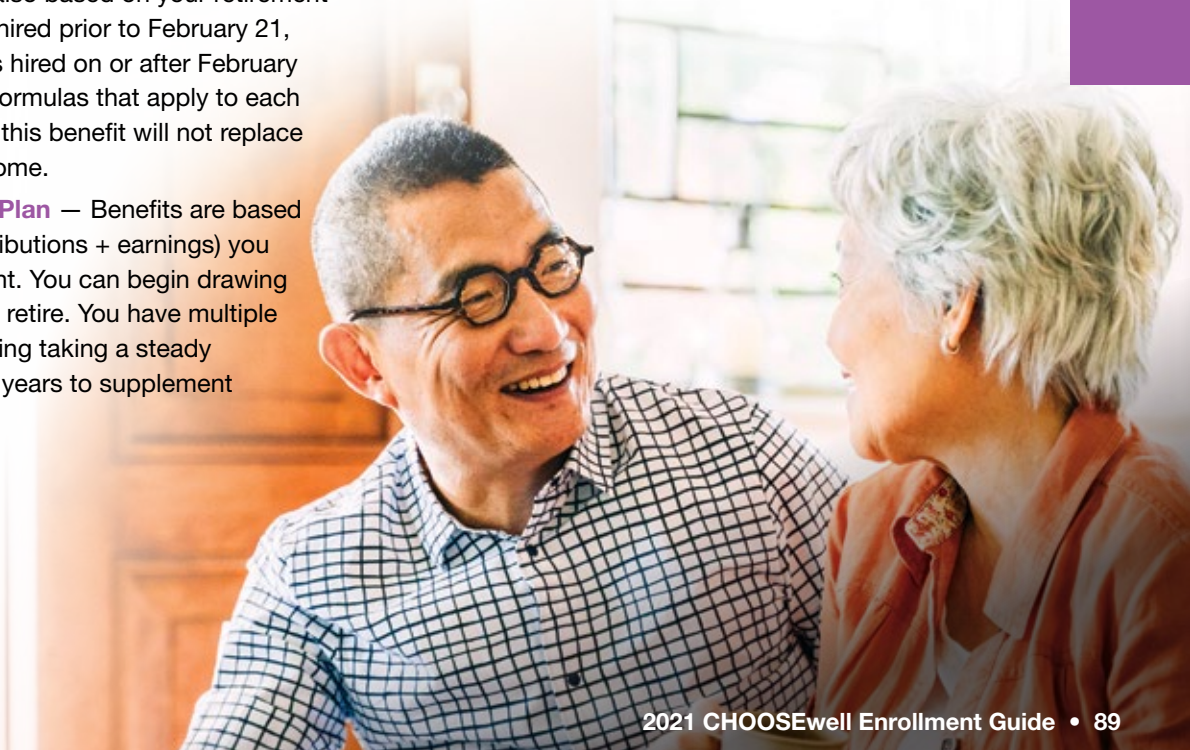


Why Should I Consider Joining?

The purpose of saving for retirement is creating income security after your working years are over. The ideal goal is to have sufficient income at retirement to maintain the standard of living you had while working. At the City of Los Angeles, you have two resources for creating retirement income security:


- **Los Angeles City Employees Retirement System (LACERS)** — Benefits are determined based on factors such as how long you work for the City and your salary near retirement. They are also based on your retirement Tier (Tier 1 for employees hired prior to February 21, 2016; Tier 3 for employees hired on or after February 21, 2016) and the benefit formulas that apply to each Tier. For most employees, this benefit will not replace 100% of their working income.
- **Deferred Compensation Plan** — Benefits are based on the total balance (contributions + earnings) you accumulate in your account. You can begin drawing on your balance when you retire. You have multiple withdrawal options, including taking a steady income stream over many years to supplement your LACERS income.

Your optimal goal should be to produce income from both programs to equal or exceed 100% of the amount of salary you're actually living off at the time you retire. The Plan helps you with easy-to-use investment options, convenient saving via payroll deduction, and a robust retirement calculator that will give you a projection of your retirement income needs. A loan program provides the ability to borrow from your account while working and repay those funds to your account.



The City of Los Angeles offers the following transportation benefits to eligible employees:

- **Transit Spending Account (TSA) and Parking Spending Account (PSA)** — Refer to the TSA and PSA Spending Accounts section below.
- **Transit Reimbursement Program** — Provides a monthly reimbursement of up to \$50 per month for using public transportation. Reimbursement is subject to the completion of a monthly transit subsidy reimbursement form and providing the appropriate documentation/receipts.
- **Vanpool/Carpool Program** — Assists with joining/forming a vanpool or obtaining a carpool parking permit (subject to the availability of parking spaces at an employee's work location).
- **City-sponsored parking** — Provides a parking lot permit upon meeting all program terms and conditions. Costs vary by permit type and work location, and the permit is subject to the availability of parking spaces at an employee's work location.
- **Bike/Walk to Work** — Provides a monthly subsidy of up to \$50 per month for biking/walking to work. The subsidy is subject to the completion of a monthly bike/walk subsidy reimbursement form and applicable signatures.

The COMMUTEwell program is not available to employees of the Los Angeles World Airports, Harbor Department, or Department of Water and Power, as they coordinate their own transportation benefits program. 



Learn more

To learn more about the program:

- Visit the website at LACOMMUTEwell.com.
- Email lacommutewell@lacity.org with questions.
- Call **213-978-1634**.



Transit (TSA) and Parking (PSA) Spending Accounts

The City offers a TSA and PSA program to help employees save on the cost of using public transportation and/or non-City sponsored parking. These programs allow employees to set aside pre-tax dollars and use them for qualified expenses. Unlike other benefit programs, elections to participate in the TSA and/or PSA may be modified at any time throughout the year. An employee may enroll, suspend, or modify their participation in these programs by logging in to the Benefits Central Portal at keepingLAwell.com.

- **TSA** — Provides a contribution match of up to \$50 per month. An employee may set aside up to \$270 per month on a pre-tax basis to pay for public transit expenses, including bus, rail, train, and subway fares.
- **PSA** — An employee may set aside up to \$270 per month on a pre-tax basis to pay for parking expenses related to commuting from home to work.

TSA and PSA Terms and Conditions

By enrolling in the TSA and/or PSA program, you understand and consent to the following terms and conditions:

- Per Internal Revenue Code regulations, any funds that you contribute through pre-tax payroll deductions cannot be refunded.
- You may enroll, suspend, or modify your participation in the TSA/PSA programs at any time during the year. Any changes must be requested in accordance with the TSA/PSA payroll change schedule. You are not entitled to a refund of contributions for late change requests.
- A \$1.50 administrative fee will be deducted from each paycheck. This is a flat fee for any combination of WageWorks accounts. Only one administrative fee applies if you are enrolled in more than one account (e.g., TSA/PSA program; Healthcare Flexible Spending Account; Dependent Care Reimbursement Account).
- The minimum contribution to the TSA/PSA is \$10 per pay period.
- You are not required to make your transit purchases in the month you make your contribution. Funds can be accumulated and used whenever you wish.
- The TSA/PSA balance cannot exceed \$1,500 total.
- Once you have your first payroll deduction, you must create an account via the WageWorks website at wageworks.com and place an order to use your available funds. Please note that it may take up to two pay periods from your initial payroll deduction before you are able to create an online account and place your first order.
- TSA/PSA orders must be placed by the 10th of the month via the WageWorks website for funding to be placed on your card or to have your name added to the list of authorized users at your chosen lot for the following month.
- There are no “use it or lose it” provisions that happen at year-end; funds roll over to subsequent years until you terminate from the City or transfer to DWP, at which point:
 - Any balance remaining in your PSA will be forfeited.
 - You will have **90 days** to use any balance remaining in your TSA before it is forfeited.

- The program administrator may suspend employee TSA/PSA payroll deductions if they exceed the TSA/PSA maximum account balance.
- You have read, agree to, and will abide by all TSA and PSA rules of the **LAWell** and **COMMUTEwell** programs and by the City’s flexible spending accounts administrator, WageWorks. These rules are available at keepingLAWell.com, LACOMMUTEwell.com, and wageworks.com.

Additionally, the following terms and conditions apply to the PSA:

- The PSA program cannot be used by employees at City-owned or leased lots (e.g., lots at City Hall East, Fig. Plaza, Police Admin. Building), as parking is provided directly to eligible employees, subject to availability of spaces, and is a pre-tax benefit.
- In certain instances, parking passes can be purchased directly through WageWorks. You must purchase your parking pass by the 10th of the month to have your name added to the list of authorized users at your chosen lot for the following month. Your PSA will automatically be debited in the amount you select. You may also use your debit or credit card to cover the costs of a purchase if you have not yet accumulated enough in your PSA.
- Employees can make a parking purchase directly at a garage/parking lot and file a claim to receive reimbursement from available PSA funds. In order to file a claim, employees must notify WageWorks before the 10th of the month and indicate the amount that they plan to spend in the following month. Claims may be filed up to six months after purchase through WageWorks. An employee’s PSA will be debited and a reimbursement check will be mailed to the address on file.

The Terms and Conditions of the **COMMUTEwell** program are subject to change without notice and are provided in their entirety at LACOMMUTEwell.com.

You must keep your records up to date. Please inform **COMMUTEwell** program staff if you have any of the following changes: work address change, vehicle change, employment change (e.g., changing departments/retiring), and work schedule change (day shift/night shift).



LIVEwell

The City's LIVEwell Wellness Program (LIVEwell) offers a variety of practical wellness tools, activities, and resources to inspire, support, and empower members in achieving healthy lifestyles, both at work and at home.

LIVEwell provides a free, web-based platform and mobile app called [LIVEwell.la](#) that allows you to create a personal wellness account, choose activities that interest you, and earn points and rewards for completing fun challenges and activities. Use it to discover your personal strengths and set personal wellness goals.

LIVEwell.la Personal Wellness Account

[LIVEwell.la](#) provides you the following to support all of your personal wellness goals:

- A diverse array of wellness activities to choose from
- Rewards for achieving four different prize levels
- Team challenges
- A community feed to support other City of LA employees
- Informational resources, tools, and tips for creating and sustaining healthy behaviors

How does it work?

- **Motivation and inspiration, all in one place** — [LIVEwell.la](#) is your online resource for all your wellness needs. Use it to discover your personal strengths and set personal wellness goals.
- **Personalized plan, just for you** — Once you establish your account and take the WellCheck questionnaire, [LIVEwell.la](#) will provide you with activities and content based on your specific interests, allowing you to personalize and self-direct your wellness goals.
- **Challenge yourself** — Participate in challenges and activities that appeal to you. There are dozens to choose from, such as “Exhale Your Worries,” “Walk and Talk,” “Use Your Desk as a Workout Zone,” and “No Sad Desk Lunches.”
- **Share and celebrate wins together** — Share updates, photos, and comments with fellow City employees using the [LIVEwell.la](#) Community Feed. Give virtual high-fives to show support and cheer victories. Share your own achievements to inspire your peers on their wellness journeys. By connecting with your peers, you can give and feel support.
- **Achieve rewards and recognition** — Collect points by creating your [LIVEwell.la](#) account, taking the WellCheck questionnaire, and completing activities you select. There are four point levels to achieve, each with their own rewards and recognition!
 - **Program Year 2020-21 Rewards:**
 - Level 1 — The Adventurer:** Collapsible Water Bottle
 - Level 2 — The Explorer:** Cell Phone Pop Socket
 - Level 3 — The Trailblazer:** Rechargeable Flashlight
 - Level 4 — The Titan:** Wireless Earbuds

Create Your LIVEwell.la Wellness Account

- 1. Computer or Tablet** — Type “LIVEwell.la” in your internet browser.
 - Click on “Login” and choose “Get Started”
- 2. Phone** — Search “Limeade” in the App Store or Google Play Store and use code “COFLA.”
- 3. Enter your information:**
 - Last name
 - Email address
 - Employee ID number
 - Date of birth (MM/DD/YYYY)
- 4. Once you’ve successfully created an account**, complete the WellCheck questionnaire.
- 5. Review your WellCheck results** to understand your personal strengths and opportunities.
- 6. Browse the activities available under “Other Things to Do.”** Choose one or more that appeal to you, then join your first challenge!
- 7. After completing a challenge or an activity, don’t forget to track your points.** Log in to your account daily or weekly to record completed activities and earn points toward rewards!
- 8. Use the community feed to share updates, photos, and comments** with fellow City employees!



Long-Term Care Insurance

Your **LAwell** benefits do not include Long-Term Care (LTC) insurance. However, several City employee organization associations and government agencies provide LTC insurance coverage that you may purchase for yourself and your family members, if you are eligible and interested. It could provide you with valuable financial security and peace of mind, so take a few minutes to learn more about long-term care insurance and consider your options.



About Long-Term Care

Long-term care refers to the non-medical care that supports someone who has a chronic illness or disability. This includes personal care assistance with everyday activities like getting dressed, bathing, using the bathroom, or eating, as well as services like home-delivered meals, adult day health care, and other assistance. Long-term care can be provided at home, in the community, in an assisted living facility, or in a nursing home.

This type of care is often quite expensive and is not covered by regular health insurance, Medicare, or disability insurance. And that's where LTC insurance comes in. Buying an LTC insurance policy is one way you can pay for this care in the future, should you need it, without drawing on your retirement savings or leaning on family members for financial assistance. It's important to plan for long-term care as early as you can to maintain your independence in the future, and to make sure you get the care you may need — in the setting that you want.

How Much Does Long-Term Care Cost?

Long-term care can be expensive. The cost depends on the amount and type of care you need, as well as the setting in which you receive care. Here are some national average costs from 2018:*

- Nursing home care: approximately \$90,000 per year for a semi-private room
- Assisted living facilities: \$4,000 per month (for a one-bedroom unit), or \$48,000 per year
- Home care: \$22 per hour for a home health aide (adding up to \$34,320 per year for an aide who visits six hours a day, five days a week)

Long-term care insurance can help pay for these costs by providing you with a regular benefit that can lower your out-of-pocket costs, should you need this type of care.

* *A Shopper's Guide to Long-Term Care Insurance*, 2019, National Association of Insurance Commissioners

Will You Need Long-Term Care?

It's hard to know if and when you'll need long-term care, but according to the federal government, at least 70% of people ages 65 or older will require long-term care services at some point in their lives.*

An unexpected illness or accident can happen at any time, leading to health-related issues that require long-term care. People of all ages require such care for lots of different reasons.

It's important to think about and choose the type of LTC coverage that best suits your lifestyle and your needs. Consider the average cost of care in the area where you live, or where you plan to live upon retirement. Think about your family health history, life expectancy, and likelihood of developing a disease or illness. Then, do your research to see whether you're eligible for different insurance plan options, and compare the terms and costs.

* *A Shopper's Guide to Long-Term Care Insurance*, 2019, National Association of Insurance Commissioners

Is Long-Term Care Insurance Right for You?

LTC insurance is not for everyone. You should **not** buy LTC insurance if you:

- Can't afford the premiums
- Don't have many assets
- Only have a Social Security benefit or Supplemental Security Income (SSI) as your source of income
- Often have trouble paying for utilities, food, medicine, or other important immediate or short-term needs
- Are on Medicaid

You may want to consider buying long-term care insurance if you:

- Have many assets and/or a good income
- Don't want to use most or all of your assets and income to pay for long-term care
- Can afford to pay the insurance premiums, including possible premium increases
- Don't want to burden family or friends
- Want to be able to choose where you receive care



Where to Buy Long-Term Care Insurance

As a City employee, you have access to several LTC insurance policies that are available through federal or state programs, or through associations like the All City Employees Benefits Service Association, the City Employees Club, or the Engineers & Architects Association (EAA). Or, you can investigate purchasing an individual policy outside of the City of LA affiliations.

Tap into these resources for more information:

- Visit longtermcare.gov to learn more about planning for long-term care.
- Get a copy of *A Shopper's Guide to Long-Term Care Insurance* from the National Association of Insurance Commissioners at naic.org/documents/prod_serv_consumer_ltc_lp.pdf.
- Call your **State Health Insurance Assistance Program (SHIP)**. For California, it's the California Health Insurance Counseling & Advocacy Program at **800-434-0222** or **916-419-7500**.

- Consider the LTC coverage offered by these City-affiliated organizations:
 - **All City Employees Benefits Service Association (ACEBSA)**
<https://www.acebsa.org/>
213-485-2485
 - **Employees Club of California**
https://www.cityemployeesclub.com/LACEA/ins_LTC.aspx
help@employeesclub.com
800-464-0452
 - **Engineers & Architects Association (EAA)**
<https://eaaunion.org/>
213-620-6920

Important Websites and Phone Numbers

Employee Benefits Division

keepingLAWell.com
per.empbenefits@lacity.org

213-978-1655
Monday – Friday
8:00 a.m. to 4:00 p.m.

Benefits Service Center

keepingLAWell.com to enroll or make changes to your LAWell benefits

833-4LA-WELL
(800-735-2922 if hearing or speech impaired)
Monday – Friday
8:00 a.m. to 5:00 p.m.

Health Plan Member Advocates

Los Angeles City Hall
200 N. Spring Street, Room 867
Los Angeles, CA 90012

Anthem: Monday – Friday
8:00 a.m. to 4:00 p.m.

213-200-2987
Lorena.Gomez@anthem.com

Kaiser: Tuesday – Thursday
8:00 a.m. to 4:00 p.m.

323-219-6704
LACity.Advocate@kp.org

LAWell Program Benefit	Pages	Website	Phone Number
Anthem PPO Anthem HMO (Narrow & Full) Anthem Vivity	12 – 26	anthem.com/ca/cityofla	Anthem PPO: 833-597-2362 Anthem HMO (Narrow & Full): 844-348-6111 Anthem Vivity: 844-348-6110
Kaiser Permanente HMO		my.kp.org/ca/cityofla	800-464-4000
Delta Dental PPO or Preventive Only	28 – 34	deltadentalins.com/individuals	800-765-6003
DeltaCare USA DHMO		deltadentalins.com/individuals	800-422-4234
EyeMed Vision Care	34 – 37	eyemedvisioncare.com/cityofla	855-695-5418
Support Plus: Employee and Family Assistance Program	38 – 39	liveandworkwell.com/cityofla Access code: CityofLA	800-213-5813
Healthcare Flexible Spending Account (HCFSA)	52 – 55	wageworks.com	877-924-3967
Dependent Care Reimbursement Account (DCRA)			
Transit (TSA) or Parking (PSA) Spending Accounts	90 – 91	wageworks.com	877-924-3967
Standard Insurance Company: Life Insurance, AD&D and Disability Insurance	40 – 51	standard.com/employee-benefits/city-los-angeles	844-505-6025 for general questions 800-843-7979 for evidence of insurability 800-527-0218 for travel assistance File a Claim 844-505-6025 – Disability Insurance 213-978-1591 – Life or AD&D Insurance
Other City Benefit Contacts			
COMMUTEwell Program	LACOMMUTEwell.com		213-978-1634
Deferred Compensation Plan	LA457.com		844-523-2457 (Voya) or 213-978-1601 (Retirement Counselor)
LIVEwell Wellness Program	LIVEwell.la		213-978-1619
Los Angeles Employees' Retirement System	lacers.org		800-779-8328
EAP for Harbor Employees Only			800-367-7474
City Employees Club of Los Angeles	cityemployeesclub.com		213-620-0388
All City Employees Benefits Services Association	acebsa.org		213-485-2485
City MOUs	cao.lacity.org/MOUS		213-978-7676

This guide is published by the City of Los Angeles Personnel Department. It provides only highlights of the LAWell program. It does not change the terms of your benefits or the official documents that control them. This guide outlines the insured plan benefits provided by the Insurance Companies whose names and contact information are listed on the Important Websites and Phone Numbers section of this document. Where this guide deviates from the certificate of coverage and summary of benefits produced by the insurance company, the insurance company documents will prevail. Contact the Benefits Service Center for a copy of insurance coverage documents.

By enrolling in, and/or accepting services under the LAWell Plan, you agree to abide by all terms, conditions and provisions stated in the 2021 LAWell CHOOSEwell Guide.

You must notify the Benefits Service Center within 30 calendar days if your covered dependent no longer meets eligibility requirements. If an ineligible dependent has been enrolled, or you fail to report a loss of eligibility event such as divorce, within 30 days, you may be responsible for repayment of the City's portion of the premiums retroactive to the date of ineligibility, as well as the cost of medical services provided to ineligible dependents, to the extent possible under law.

If you fraudulently obtain LAWell program benefits for yourself or your dependents, you will be required to pay any costs of any benefits that were paid on your behalf; you will have your coverage retroactively terminated; and at the sole discretion of the City of Los Angeles, you may also be subject to disciplinary action including but not limited to discharge.